

GROUND VIEW

ABBREVIATION CODING

TAG	DESCRIPTION
FGL	FINAL GROUND LEVEL
LVL	LEVEL
PL	PUMPING TYPE LINE
GL	GRAVITY TYPE PIPE LINE
UV	ULTRA VIOLET

VALVE LEGEND	VALVE TYPE
	MANUAL OPERATED ON/OFF VALVE
	ELECTRICALLY OPERATED ON/OFF VALVE

TYPE OF HYDROPHYTIC PLANT	
NAME	
VETIVER GRASS/KHUS	
CATTAIL PLANTS/ TYPHA	

GENERAL

S.NO	TAG	SYMBOL	DESCRIPTION
1	SPMP		SUBMERSIBLE PUMP
2	M		MOTOR

MATERIAL CODING

TAG	DESCRIPTION
MS	MILD STEEL
HDPE	HIGH DENSITY POLYETHYLENE
uPVC	UNPLASTICIZED POLYVINYLE CHLORIDE

- Tube duck Media
- Gravel

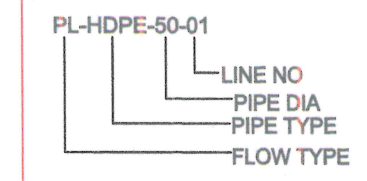
LIST OF CIVIL UNITS		
S.NO.	LIST OF UNIT	SIZE
1	PRE- TREATMENT UNIT	2.25 m³ VOLUME
2	TUBE DECK SETTLER	1.5m(L)X2.5m(W)X2.5m(LD) / 0.2m(FB)
3	AEROBIC CUM ANAEROBIC UNIT	
	REACTOR-1	3.0m(L)X2.5m(W)X2.5m(LD) / 0.2m(FB)
	REACTOR-2	3.0m(L)X2.5m(W)X2.5m(LD) / 0.2m(FB)
4	OUTLET	0.7m(L)X2.5m(W)X0.85m(LD) / 0.2m(FB)
5	REED BED	5m(L)X1.5m(W)X2.0m(LD) / 0.2m(FB)
6	TREATED WASTE WATER SUMP	0.5(L)X0.5(W)X0.75(LD) / 0.2(FB)
7	UV-DISINFECTION SYSTEM	IN LINE PIPE (Ø 150)
8	TREATED WASTE WATER TANK(DISINFECTED)	2000 liter
9	SLUDGE STORAGE TANK	1200 liter
10	MECHANICAL VOLUTE PRESS	1 No.
11	ADMIN BUILDING CUM LABORATRY	3657X2300
12	CONTROL ROOM	2438X2300
13	TOILET	1100X1100
14	SUPERNATANT STORAGE TANK	1200 liter

- Notes:-
- All dimensions are in mm, else otherwise mentioned.
 - Supports are indicative.
 - All Finishes, Paint shall be as per civil specifications.
 - FGL shall be as per site.
 - All the sizes of units shall be as per structural drawings, staircase shall be as per civil/structural drawing.
 - All wall thickness shall be decided based on civil drawing.
 - Integrated screen, fog and grit separator mechanism unit's screen, conveyor, grit rake and classifier mechanism are on hold, shall be finalized as per vendor drawing.
 - Primary Treatment unit - Tube deck settler is immobilized with anaerobic bacteria on wall of tubes, material - MS-FRP coating from inside and epoxy corrosion resistance paint on the outer surface.
 - Secondary Treatment unit - Aerobic cum Anaerobic unit is divided into two units with attached and hanging baffles. material - MS-FRP coating from inside and epoxy corrosion resistance paint on the outer surface.
 - Media -
 - Manual Micro screen 1 mm (1 W+ 1 S) in SS-316 at the outlet of Secondary unit.
 - Reed Bed unit is made up of pre-cast concrete, it is divided with alternate hanging and attached baffles made up of pre-cast concrete, to allow the sinusoidal flow. Orientation of Reed bed can be done as per site, Depth = 1.5 m (minimum), width = 1 m is kept constant. A drain valve arrangement shall be provided to collect the wash out sludge for maintenance event.
 - From gate to STP with drains connectivity shall be provided with interlocking tiles at pedestrian and shoulder shall be 80 mm thick and approved shape of M-30 grade laid on 75 mm thick PCC 1:4:8 on proper slope with side drainage of vibro-pressed 60 mm thick pre-cast I-shape drains of 0.230X0.3 m on both side laid on 75 mm thick PCC 1:4:8.



LEGEND:-

LINE CODING SYSTEM

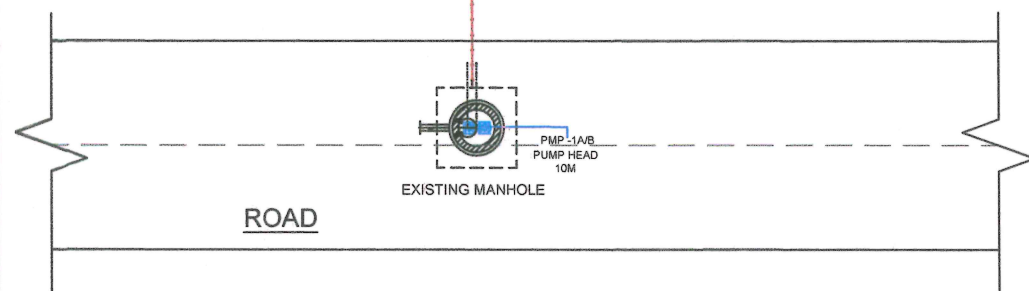
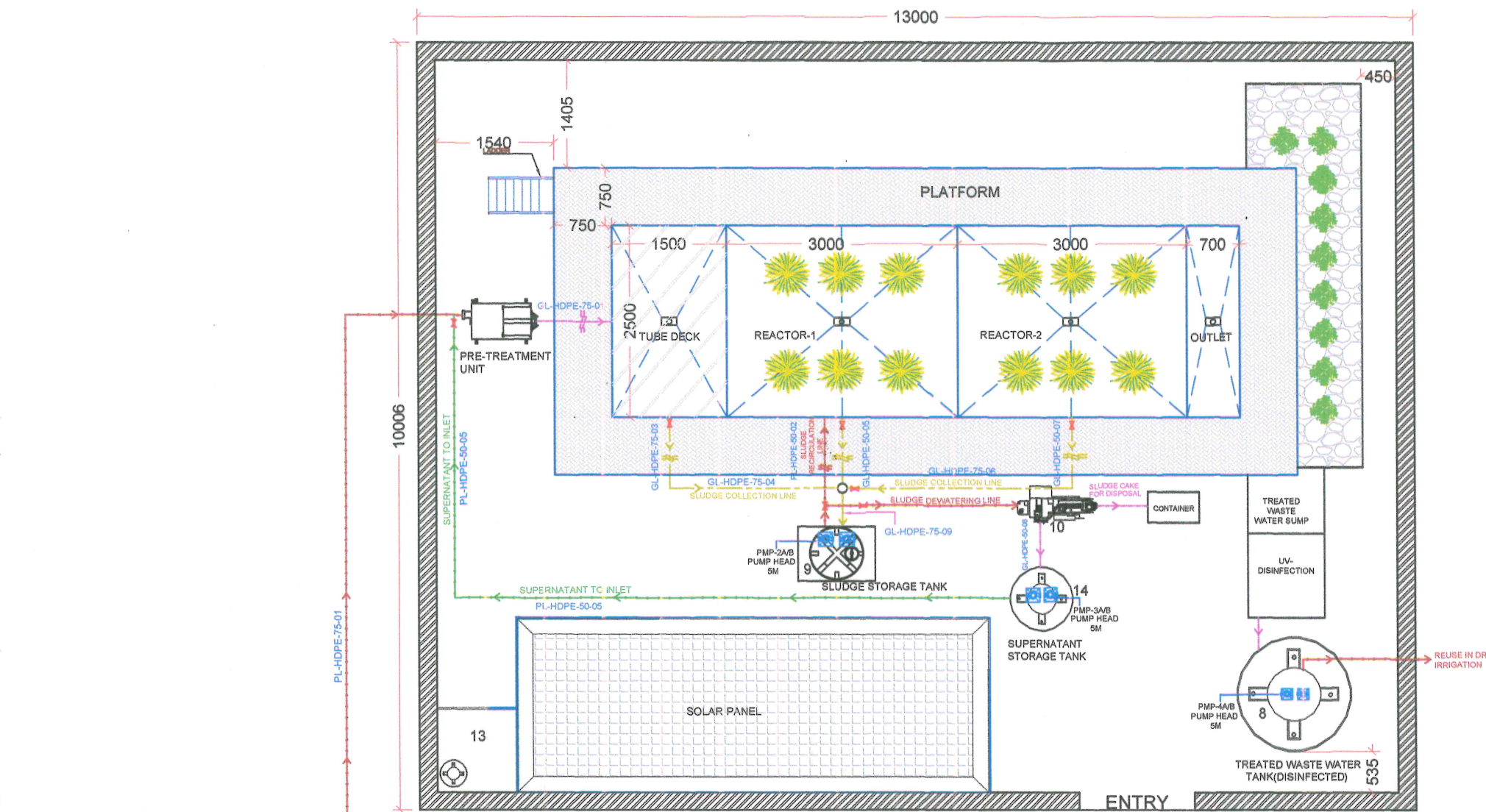


LINE LEGEND	LINE TYPE
	PUMPING LINE
	SLUDGE LINE
	PROCESS LINE

SAMPLE DRAWING

REVISION	DISCRIPTION	DATE	STATUS

Client- RAJASTHAN URBAN INFRASTRUCTURE DEVELOPMENT PROJECT (RUIDP)			
Project- RAJASTHAN URBAN INFRASTRUCTURE DEVELOPMENT PROGRAM			
Program- PROJECT MANAGEMENT AND CAPACITY BUILDING CONSULTANT			
Drawing Title- GENERAL ARRANGEMENT OF WASTE WATER TREATMENT PLANT 50 KLD RUIDP TECHNOLOGY -GROUND VIEW SHEET 01 OF 03			
SCALE 1:1	DRAWING NO. RUIDP/WWTP/50KLD/GA/01	DATE 11-06-2024	REV. R0



TOP VIEW

GENERAL

S.NO	TAG	SYMBOL	DESCRIPTION
1	SPMP		SUBMERSIBLE PUMP
2	M		MOTOR

ABBREVIATION CODING

VALVE LEGEND	VALVE TYPE
	HAND OPERATED ON/OFF VALVE
	ELECTRICALLY OPERATED ON/OFF VALVE

TAG	DESCRIPTION
FGL	FINAL GROUND LEVEL
LVL	LEVEL
PL	PUMPING TYPE LINE
GL	GRAVITY TYPE PIPE LINE
UV	ULTRA VIOLET

TYPE OF HYDROPHYTIC PLANT	
	NAME
	VETIVER GRASS/KHUS
	CATTAIL PLANTS/ TYPHA

MATERIAL CODING

TAG	DESCRIPTION
MS	MILD STEEL
HDPE	HIGH DENSITY POLYETHYLENE
uPVC	UNPLASTICIZED POLYVINYLE CHLORIDE

- Tube duck Media
- Gravel
- Platform

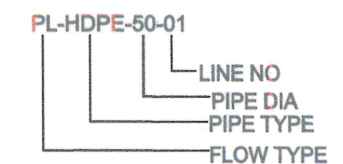
LIST OF CIVIL UNITS		
S.NO.	LIST OF UNIT	SIZE
1	PRE- TREATMENT UNIT	2.25 m³ VOLUME
2	TUBE DECK SETTLER	1.5m(L)X2.5m(W)X2.5m(LD) / 0.2m(FB)
3	AEROBIC CUM ANAEROBIC UNIT	
	REACTOR-1	3.0m(L)X2.5m(W)X2.5m(LD) / 0.2m(FB)
	REACTOR-2	3.0m(L)X2.5m(W)X2.5m(LD) / 0.2m(FB)
4	OUTLET	0.7m(L)X2.5m(W)X0.85m(LD) / 0.2m(FB)
5	REED BED	5m(L)X1.5m(W)X2.0m(LD) / 0.2m(FB)
6	TREATED WASTE WATER SUMP	0.5(L)X0.5(W)X0.75(LD) / 0.2(FB)
7	UV-DISINFECTION SYSTEM	IN LINE PIPE (Ø 150)
8	TREATED WASTE WATER TANK(DISINFECTED)	2000 liter
9	SLUDGE STORAGE TANK	1200 liter
10	MECHANICAL VOLUTE PRESS	1 No.
11	ADMIN BUILDING CUM LABORATRY	3657X2300
12	CONTROL ROOM	2438X2300
13	TOILET	1100X1100
14	SUPERNATANT STORAGE TANK	1200 liter

- Notes:-
- All dimensions are in mm, else otherwise mentioned.
 - Supports are indicative.
 - All Finishes, Paint shall be as per civil specifications.
 - FGL shall be as per site.
 - All the sizes of units shall be as per structural drawings, staircase shall be as per civil/structural drawing.
 - All wall thickness shall be decided based on civil drawing.
 - Integrated screen, fog and grit separator mechanism unit's screen, conveyor, grit rake and classifier mechanism are on hold, shall be finalized as per vendor drawing.
 - Primary Treatment unit - Tube deck settler is immobilized with anaerobic bacteria on wall of tubes, material - MS-FRP coating from inside and epoxy corrosion resistance paint on the outer surface.
 - Secondary Treatment unit - Aerobic cum Anaerobic unit is divided into two units with attached and hanging baffles. material - MS-FRP coating from inside and epoxy corrosion resistance paint on the outer surface.
 - Media - Manual Micro screen 1 mm (1 W+ 1 S) in SS-316 at the outlet of Secondary unit.
 - Reed Bed unit is made up of pre-cast concrete, it is divided with alternate hanging and attached baffles made up of pre-cast concrete, to allow the sinusoidal flow. Orientation of Reed bed can be done as per site, Depth = 1.5 m (minimum), width = 1 m is kept constant. A drain valve arrangement shall be provided to collect the wash out sludge for maintenance event.
 - From gate to STP with drains connectivity shall be provided with interlocking tiles at pedestrian and shoulder shall be 80 mm thick and approved shape of M-30 grade laid on 75 mm thick PCC 1:4:8 on proper slope with side drainage of vibro-pressed 60 mm thick pre-cast I-shape drains of 0.230X0.3 m on both side laid on 75 mm thick PCC 1:4:8.



LEGEND:-

LINE CODING SYSTEM



LINE LEGEND	LINE TYPE
	PUMPING LINE
	SLUDGE LINE
	PROCESS LINE

SAMPLE DRAWING

REVISION	DISCRIPTION	DATE	STATUS

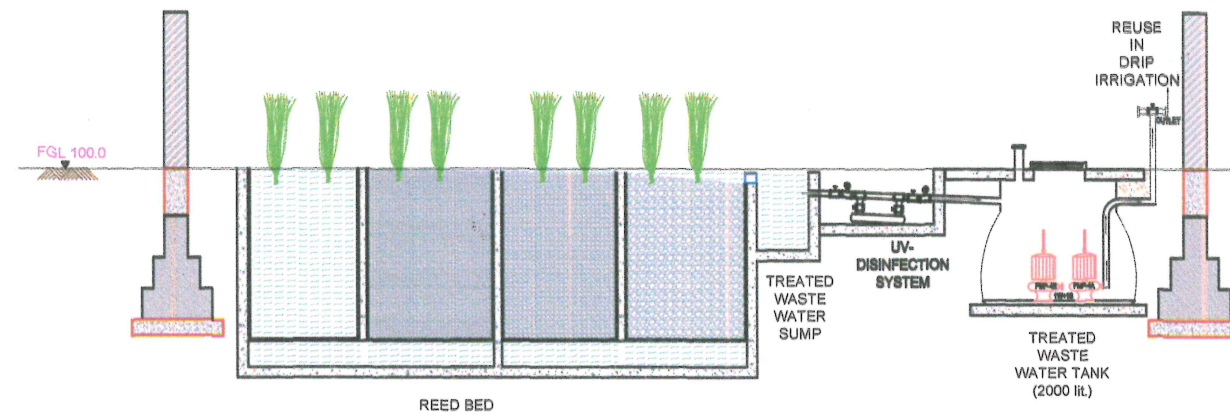
Client:-
RAJASTHAN URBAN INFRASTRUCTURE DEVELOPMENT PROJECT (RUIDP)

Project:-
RAJASTHAN URBAN INFRASTRUCTURE DEVELOPMENT PROGRAM

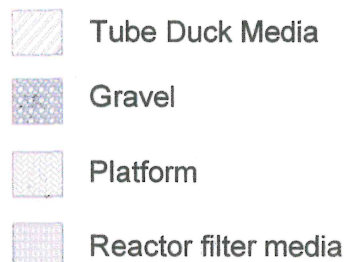
Program:-
PROJECT MANAGEMENT AND CAPACITY BUILDING CONSULTANT

Drawing Title:-
GENERAL ARRANGEMENT OF WASTE WATER TREATMENT PLANT 50 KLD RUIDP TECHNOLOGY -TOP VIEW SHEET 02 OF 03

SCALE	DRAWING NO.	DATE	REV.
1:1	RUIDP/WWTP/SOKL/DGA/02	11-06-2024	RO



TYPICAL SECTION OF REED BED



SECTION B-B'



LEGEND:-




LINE CODING SYSTEM

PL-HDPE-50-01

1	2	3	4	5	6	7	8	9	10	11	12	13	14	15	16	17	18	19	20	21	22	23	24	25	26	27	28	29	30	31	32	33	34	35	36	37	38	39	40	41	42	43	44	45	46	47	48	49	50	51	52	53	54	55	56	57	58	59	60	61	62	63	64	65	66	67	68	69	70	71	72	73	74	75	76	77	78	79	80	81	82	83	84	85	86	87	88	89	90	91	92	93	94	95	96	97	98	99	100
---	---	---	---	---	---	---	---	---	----	----	----	----	----	----	----	----	----	----	----	----	----	----	----	----	----	----	----	----	----	----	----	----	----	----	----	----	----	----	----	----	----	----	----	----	----	----	----	----	----	----	----	----	----	----	----	----	----	----	----	----	----	----	----	----	----	----	----	----	----	----	----	----	----	----	----	----	----	----	----	----	----	----	----	----	----	----	----	----	----	----	----	----	----	----	----	----	----	----	-----


--	--	--	--

PIPE TYPE
FLOW TYPE

LINE LEGEND	LINE TYPE
	PUMPING LINE
	SLUDGE LINE
	PROCESS LINE

SAMPLE DRAWING

REVISION	DESCRIPTION	DATE	STATUS




(B)	Client-	
(B)		RAJASTHAN URBAN INFRASTRUCTURE DEVELOPMENT PROJECT (RUIDP)
(B)		

(FB)	Project:-
	RAJASTHAN URBAN INFRASTRUCTURE DEVELOPMENT PROGRAM

Program:-	PROJECT MANAGEMENT AND CAPACITY BUILDING CONSULTANT
-----------	---





Drawing Title-
GENERAL ARRANGEMENT OF WASTE WATER
TREATMENT PLANT 50 KLD RUIDP TECHNOLOGY -SECTION
SHEET 03 OF 03

SCALE	DRAWING NO.	DATE	REV.
1:1	RUIDP/WWTP/50KLD/GA/01	11-06-2024	R0

VALVE		GENERAL	
SYMBOL	DESCRIPTION	S.NO	TAG
	VALVE TYPE MANUAL OPERATED GATE VALVE	1	SPMP
	VALVE TYPE ELECTRICALLY OPERATED GATE VALVE	2	M
	VALVE TYPE ELECTRICALLY OPERATED GATE VALVE		

ABBREVIATION CODING

TAG	DESCRIPTION
FGL	FINAL GROUND LEVEL
LVL	LEVEL
PL	PUMPING TYPE LINE
GL	GRAVITY TYPE PIPE LINE
UV	ULTRA VIOLET

TYPE OF HYDROPHYTIC PLANT		NAME
		VETIVER GRASS/KHUS
		CATTAIL PLANTS/ TYPHA

MATERIAL CODING

TAG	DESCRIPTION
MS	MILD STEEL
HDPE	HIGH DENSITY POLYETHYLENE
uPVC	UNPLASTICIZED POLYVINYL CHLORIDE

LIST OF CIVIL UNITS		
S.NO.	LIST OF UNIT	SIZE
1	PRE- TREATMENT UNIT	2.25 m ³ VOLUME
2	TUBE DECK SETTLER	1.5m(L)X2.5m(W)X2.5m(D) / 0.2
3	AEROBIC CUM ANAEROBIC UNIT	
	REACTOR-1	3.0m(L)X2.5m(W)X2.5m(D) / 0.2
	REACTOR-2	3.0m(L)X2.5m(W)X2.5m(D) / 0.2
4	OUTLET	0.7m(L)X2.5m(W)X0.85m(D) / 0.2
5	REED BED	5m(L)X1.5m(W)X2.0m(D) / 0.2m ³
6	TREATED WASTE WATER SUMP	0.5(L)X0.5(W)X0.75(D) / 0.2(FB)
7	UV-DISINFECTION SYSTEM	IN LINE PIPE (Ø 150)
8	TREATED WASTE WATER TANK(DISINFECTED)	2000 liter
9	SLUDGE STORAGE TANK	1200 liter
10	MECHANICAL VOLUME PRESS	1 No.
11	ADMIN BUILDING CUM LABORATRY	3657X2300
12	CONTROL ROOM	2438X2300
13	TOILET	1100X1100
14	SUPERNATANT STORAGE TANK	1200 liter