

DEEPAWALI FESTIVAL NOISE REPORT-2023



Prepared by
Rajasthan State Pollution Control Board

Foreword



Deepawali is considered as the festival of light and is celebrated with utmost zeal and enthusiasm throughout India. Bursting of firecrackers and illumination of sources is seen as a symbol of joy and prosperity. Noise pollution due to these fire crackers is well known. It therefore becomes necessary to conduct Noise monitoring during this festival to understand the level of pollution. Noise Level Monitoring was conducted on 06.11.2023 (Pre-Deepawali Day) & 12.11.2023 (Deepawali Day) at 56 different locations in twenty four cities viz. Ajmer, Alwar, Balotra, Banswara, Bharatpur, Bhilwara, Bhiwadi, Bikaner, Bundi, Chittorgarh, Hanumangarh, Jaipur, Jaisalmer, Jhalawar, Jhunjhunu, Jodhpur, Kota, Nagaur, Pali, Rajsamand, Swaimadhopur, Sikar, Sirohi and Udaipur.

This report is a compilation of Noise Level monitoring data of the monitored cities of the state of Rajasthan. The data of previous years have also been incorporated so as to analyse the trend in noise levels on long term basis.

I sincerely acknowledge the effort of all officials associated with the work for monitoring of noise pollution levels on the occasion of Deepawali festival as per the protocol prescribed by CPCB. It would not have been possible to compile and complete this report on the issue without their sincere support and efforts.

(Shikhar Agrawal, IAS)
Chairperson

Foreword



Rajasthan State Pollution Control Board is entrusted with duties to enforce provisions of Water (Prevention & Control of Pollution) Act, 1974, Air (Prevention & Control of Pollution) Act, 1981, Noise Pollution (Regulation & Control) Rules, 2000, Authorization under the Hazardous Waste (Management, Handling and Trans-boundary Movement) Rules, 2016, Authorization under Bio-Medical Waste (Management and Handling) Rules, 2016 and Plastic Waste Management Rules, 2016. Measurement of noise is a very important step to prepare scientific action plan for control of noise pollution.

I am pleased to present the Rajasthan State Pollution Control Board, Deepawali Festival Noise Report-2023 on Status of Noise Level in Rajasthan on 06.11.2023 (Pre-Deepawali Day) & 12.11.2023 (Deepawali) at 56 different locations in twenty four cities viz. Ajmer, Alwar, Balotra, Banswara, Bharatpur, Bhilwara, Bhiwadi, Bikaner, Bundi, Chittorgarh, Hanumangarh, Jaipur, Jaisalmer, Jhalawar, Jhunjhunu, Jodhpur, Kota, Nagaur, Pali, Rajsamand, Swaimadhopur, Sikar, Sirohi and Udaipur which acknowledges the efforts of all the Board Officials associated with this work for monitoring the noise level at different locations in Rajasthan as per the provisions of Noise Pollution (Regulation & Control) Rules, 2000. It would not have been possible to compile this report without their sincere support and efforts.

(Vijai N., IFS)
Member Secretary

Index

S.No.	Title	Page No.
1.	Introduction	2-3
2.	Observations	
	➤ Ajmer	4-5
	➤ Alwar	6-7
	➤ Balotra	8-9
	➤ Banswara	10
	➤ Bharatpur	11-12
	➤ Bhilwara	13-14
	➤ Bhiwadi	15-16
	➤ Bikaner	17-18
	➤ Bundi	19
	➤ Chittorgarh	20-21
	➤ Hanumangarh	22
	➤ Jaipur	23-24
	➤ Jaisalmer	25
	➤ Jhalawar	26
	➤ Jhunjhunu	27
	➤ Jodhpur	28-29
	➤ Kota	30-31
	➤ Nagaur	32
	➤ Pali	33-34
	➤ Rajsamand	35
	➤ Swaimadhopur	36
	➤ Sikar	37-38
	➤ Sirohi	39
	➤ Udaipur	40-41
3.	Conclusion	42-43
4.	Recommendation's	44
5.	Noise level in Leq dB(A) at Residential Zones of Rajasthan on Pre Deepawali-Day during day time and night time	45
6.	Noise level in Leq dB(A) at Residential Zones of Rajasthan on Deepawali Day during day time and night time	46
7.	Noise level in Leq dB(A) at Commercial of Rajasthan on Pre Deepawali-Day during day time and night time	47
8.	Noise level in Leq dB(A) at Commercial Zones of Rajasthan on Pre Deepawali-Day during day time and night time	48
9.	Noise level in Leq dB(A) at Silence Zones of Rajasthan on Pre Deepawali-Day during day time and night time	49
10.	Noise level in Leq dB(A) at Silence Zones of Rajasthan on Pre Deepawali-Day during day time and night time	50
11.	Five Year (2017-2023) Comparative of Noise level in Leq dB(A)	51-57

CONTRIBUTIONS

Chairperson	:	Sh. Shikhar Agrawal, IAS
Member Secretary	:	Sh. Vijai N., IFS
Chief Scientific Officer	:	Sh. Vikram Singh Parihar
Supervision & Report Preparation	:	Mrs. Neha Agarwal, Supdt.SO & GIC (Noise Monitoring and Laboratory Miscellaneous Cell)
Data Compilation	:	Sh. Chetan Kumar Arya, JSO, Ms. Shivani, Young Intern Sh. Ravi Khangar, Young Intern

Monitoring Team		
S. No.	Designation	Names
1.	Supdt.SO	Dr. R.S. Meena, Dr. Kriti Sharma, Smt. Payal Pancholi, Sh. Deepak Ojha
2.	SSO	Dr. Pawan Kumar, Dr. Aditi Solanki, Smt. Shweta Gupta, Sh. Hitesh Kumar, Dr. Reenkoo Singhal, Dr. Abhi Garg, Smt. Rinky Mahera, Dr. Satyavan Singh, Smt. Garima Mishra, Smt. Sharmila, Smt. Bulkesh, Sh. Sunil Kumar, Sh. Anil Bairwa, Sh. Devendra Singh, Smt. Namrata Dangar, Sh. Shyam Singh
3.	SO	Dr. Nisha Jain, Dr. Sohan Lal, Dr. Mahesh Kumar Malav Sh. Atahar Parwez, Sh. Surajmal Meena, Sh. Ramkishor Kumawat, Sh. Dayaram, Sh. Darasingh Shyoran, Dr. Vikash Singh
4.	AEE	Sh. Jitendra Kumar Chaturvedi, Sh. Purushottam Das Vairagi
5.	JSO	Sh. Sanjay Singh, Miss. Priyanshi Tiwari, Sh. Chetan Kumar Arya, Sh. Pradhuman Singh, Smt. Smita, Miss. Komal Panch, Sh. Anurag Sharma, Sh. Ashvini Beniwal, Mrs. Suman Kumari, Sh. Sumit Dahiya, Miss. Kritikia Somawat, Mrs. Shweta Dadheech, Sh. Ankit Kumar, Miss. Veenu Singhal, Smt. Itisha Baberwal, Sh. Ankur Meena, Sh. Suryapratap Meena, Sh. Niranjana Atal, Sh. Kailash Dan, Dr. Bhupendra Sharma, Dr. Udit Soni, Miss. Aastha Sharma, Sh. Ankit Kumar Sharma
6.	JEE	Sh. Jitendra Singh Meena, Sh. Shanker Lal, Sh. Gayasuddin Mansuri, Sh. Rajat Soni, Sh. Mukesh Kumar, Miss. Meenal Punia, Sh. Vikash Duleriya, Sh. Samyak Sharma, Sh. Himmat Singh Shekhawat, Tejasva Mudgal, Sh. Yashpal Jeliya, Sh. Dipesh Meghwal, Sh. Rahul Sharma, Sh. Vedansh Solanki, Dileep Kumar Meena, Tushar, Abhishek Avasthi, Sh. Balcharan
7.	Young Interns	Ms. Shivani Sharma, Ms. Aruna Saini, Sh. Ravi Khangar, Ms. Abha, Ms. Beena Kumari, Ms. Pakhi Sharma, Sh. Shivam Agrahari, Ms. Vandana, Ms. Shristi Singh, Ms. Shiwani Sharma, Sh. Rajveer Singh, Sh. Chetan Kumawat, Sh. Abhishek Avasthi, Sh. Tushar, Sh. Dinesh Harsh

Rajasthan State Pollution Control Board
Deepawali Festival Noise Monitoring Report, 2023

REPORT ON

NOISE LEVEL MONITORING

ON THE OCCASION OF

DEEPAWALI FESTIVAL, 2023

Rajasthan State Pollution Control Board

Deepawali Festival Noise Monitoring Report, 2023

Introduction: -

Noise pollution is the term used to describe the increase in ambient noise levels caused by human activity that produces sound, which can have negative effects on both people and animals. These kinds of sounds are frequently referred to as "anthropogenic noise." Certain noises like music, alarms, seismic survey sounds, or military sonar are intentional and desired but the majority of anthropogenic noise is unintentional like noise from generators, vehicles, fire crackers, impulsive noises like explosions, machinery or noise from industrial as well as constructional activities. The various nations have agencies and laws prohibiting the sources to control the noise pollution.

In India, as per the Noise Pollution (Regulation and Control) Rules 2000, the authority responsible for the enforcement of Noise Pollution control measures and the due compliance of the ambient air quality standard in respect of noise is District Magistrate, Police Commissioner or any other officer not below the rank of the Deputy Superintendent of Police.

The respective State Pollution Control Boards or Pollution Control Committees in consultation with Central Pollution Control Board (CPCB) shall collect, compile and publish technical and statistical data relating to noise pollution and measures devised for its prevention, control and abatement.

To evaluate the effect of firecracker bursting and other prevalent noise including activities during the Deepawali festival, the Rajasthan State Pollution Control Board conducted Noise Level Monitoring at various locations across the state. To ensure consistency in monitoring procedures, the entire Noise Level Monitoring process adhered to the protocols outline by the Central Pollution Control Board (CPCB). Noise Level Monitoring was conducted on **Pre-Deepawali Day (06.11.2023) & On Deepawali Day (12.11.2023)** at **56** distinct locations within twenty-four cities of Rajasthan namely- Ajmer, Alwar, Balotra, Banswara, Bharatpur, Bhilwara, Bhiwadi, Bikaner, Bundi, Chittorgarh, Hanumangarh, Jaipur, Jaisalmer, Jhalawar, Jhunjhunu, Jodhpur, Kota, Nagaur, Pali, Rajsamand, Swaimadhopur, Sikar, Sirohi & Udaipur. The monitoring was conducted during day time (**18:00 hrs to 22:00 hrs**) and night time (**22:00 hrs to 24:00 hrs**) continuously at each location with sampling frequency of one second. Residential, Commercial, and Silence zones were selected in accordance with the Noise Standards prescribed under the provisions of Noise Pollution (Regulation & Control) Rules, 2000. The monitoring network comprised a total of 56 noise monitoring locations spread across the aforementioned twenty-four cities in Rajasthan.

Rajasthan State Pollution Control Board **Deepawali Festival Noise Monitoring Report, 2023**



Image-1 : Noise Monitoring Network in Rajasthan

Rajasthan State Pollution Control Board

Deepawali Festival Noise Monitoring Report, 2023

Observations & Interpretation: -

It has been observed that at all places, major activities/noise generation sources during monitoring on Deepawali festival were firecracker bursting, community activities and traffic/vehicular movement. City-wise detail is given as:

Ajmer

In Ajmer city, Noise level monitoring was carried out at three locations namely- Kutchery Road, (Commercial), Anand puri Dholabhata, (Residential Zone) and Satellite Hospital Adarsh Nagar, (Silence Zone).

S.No.	Name of the Station	GPS coordinates of the location	Day/ Night	Pre-Deepawali Day		On Deepawali	
				(All values are in Leq dB(A))			
				2022	2023	2022	2023
1.	Kutchery Road, Ajmer (C)	26°27'47.9"N 74°38'18.2"E	Day Time	71.74	69.7↓	73	74.4↑
			Night Time	65.88	64.3↓	77.7	76.4↓
2.	Satellite Hospital Adarsh Nagar, Ajmer (S)	26°26'19.9"N 74°39'25.8"E	Day Time	62.42	62.9↑	75.2	76.0↑
			Night Time	63.83	58.1↓	75.9	79.8↑
3.	Anand puri Dholabhata, Ajmer (R)	26°25'06.9"N 74°39'20.2"E	Day Time	61.3	60.7↓	75.5	80.6↑
			Night Time	55.5	58.5↑	84.4	81.4↓
Area Designation: (C) – Commercial, (R) – Residential, (S) – Silence							
Prescribed Standards in Leq dB: (C) – 65 (Day time) 55 (night time); (R) - 55 (Day time) 45 (night time) and (S) - 50 (Day time) 40 (night time)							
Day Time – 06.00 hrs to 22.00 hrs and Night time – 22.00 hrs to 24.00 hours							

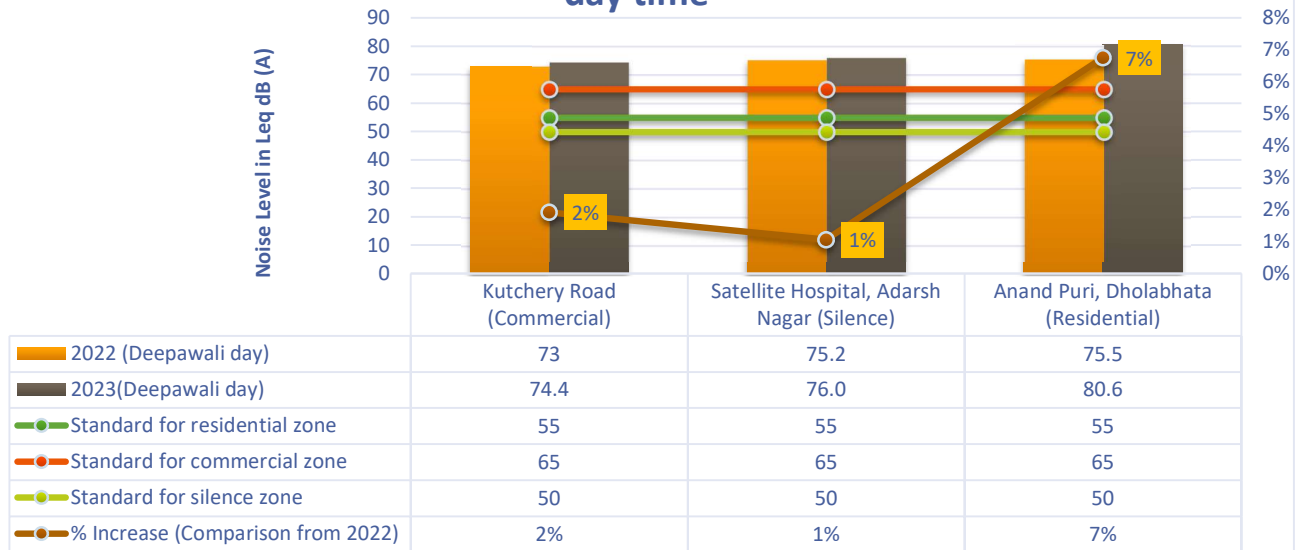
On Deepawali Day, in comparison to 2022, the noise level in Leq dB (A) during day and night time in 2023 has increased at all monitoring locations except at Kutchery Road (Commercial) and Anand puri Dholabhata, (Residential) during Night time.

On Deepawali Day, in comparison to 2022, the highest percentage reduction in noise level i.e. 4% has been observed at Dholabhata (Residential) during night time and highest percentage increment in noise level i.e. 7% has also been observed at Dholabhata during day time.

Rajasthan State Pollution Control Board

Deepawali Festival Noise Monitoring Report, 2023

Noise Level in Leq dB(A) in Ajmer on Deepawali day during day time



Noise Level in Leq dB(A) in Ajmer on Deepawali day during Night time



Rajasthan State Pollution Control Board **Deepawali Festival Noise Monitoring Report, 2023**

Alwar

In Alwar city, Noise level monitoring was carried out at three locations namely- Kala Kuan (Residential), General Hospital (Silence) and Hope Circus (Commercial).

S.No.	Name of the Station	GPS coordinates of the location	Day/ Night	Pre-Deepawali Day		On Deepawali	
				(All values are in Leq dB(A))			
				2022	2023	2022	2023
1.	Kala Kuan, Alwar (R)	27°32'39.7"N 76°35'57.5"E	Day Time	61.5	57.2↓	79	73.3↓
			Night Time	50.6	50.1↓	71.5	68.4↓
2.	Hope Circus, Alwar (C)	27°33'59.5"N 76°36'18.0"E	Day Time	71.6	66.0↓	86	75.6↓
			Night Time	62.7	74.4↑	76.3	75.8↓
3.	General Hospital, Alwar (S)	27°33'44.2"N 76°36'36.9"E	Day Time	62.6	59.5↓	70.6	78.0↑
			Night Time	56.4	61.1↑	66.3	65.7↓
Area Designation: (C) – Commercial, (R) – Residential, (S) – Silence							
Prescribed Standards in Leq dB: (C) – 65 (Day time) 55 (night time); (R) - 55 (Day time) 45 (night time) and (S) - 50 (Day time) 40 (night time)							
Day Time – 06.00 hrs to 22.00 hrs and Night time – 22.00 hrs to 24.00 hours							

On Deepawali Day, in comparison to 2022, the noise level in Leq dB (A) in 2023 has decreased at all locations during day time and Night time except at General Hospital (Silence) during day time

On Deepawali Day, in comparison to 2022, the highest percentage reduction in noise level i.e. 12% has been observed at Hope Circus (Commercial) during day time while highest percentage increment in noise level i.e. 10% has been observed at General Hospital (Silence) during day time.

Rajasthan State Pollution Control Board

Deepawali Festival Noise Monitoring Report, 2023

Noise Level in Leq dB(A) in Alwar on Deepawali day during day time



Noise Level in Leq dB(A) in Alwar on Deepawali day during night time



Rajasthan State Pollution Control Board

Deepawali Festival Noise Monitoring Report, 2023

Balotra

In Balotra city, Noise level monitoring was carried out at three locations namely- RO Office, Balotra (Residential), Jeetmal Harish Kumar Upper Primary School no. 2 (Silence zone) and Bell Tower near 1st Railway Crossing (Commercial).

S.No.	Name of the Station	GPS coordinates of the location	Day/ Night	Pre-Deepawali Day		On Deepawali	
				(All values are in Leq dB(A))			
				2022	2023	2022	2023
1.	Bell Tower, Near 1st Railway Crossing (C)	25°29'40.8"N 72°08'40.6"E	Day Time	90.3	74.1↓	78.9	76.9↓
			Night Time	67.2	68.6↑	87.1	76.4↓
2.	Jeetmal Harish Kumar Upper Primary School no. 2 (S)	25°50'01.3"N 72°14'08.3"E	Day Time	52.6	60.5↑	71.2	72.9↑
			Night Time	47.1	51.9↑	76.4	86.6↑
3.	RO Office, Balotra (R)	25°82'24.2"N 72°26'74.9"E	Day Time	53.9	54.9↑	62.3	54.6↓
			Night Time	46.8	48.0↑	60.7	60.2↓
Area Designation: (C) – Commercial, (R) – Residential, (S) – Silence							
Prescribed Standards in Leq dB: (C) – 65 (Day time) 55 (night time); (R) - 55 (Day time) 45 (night time) and (S) - 50 (Day time) 40 (night time)							
Data under prescribed standards is highlighted							
Day Time – 06.00 hrs to 22.00 hrs and Night time – 22.00 hrs to 24.00 hours							

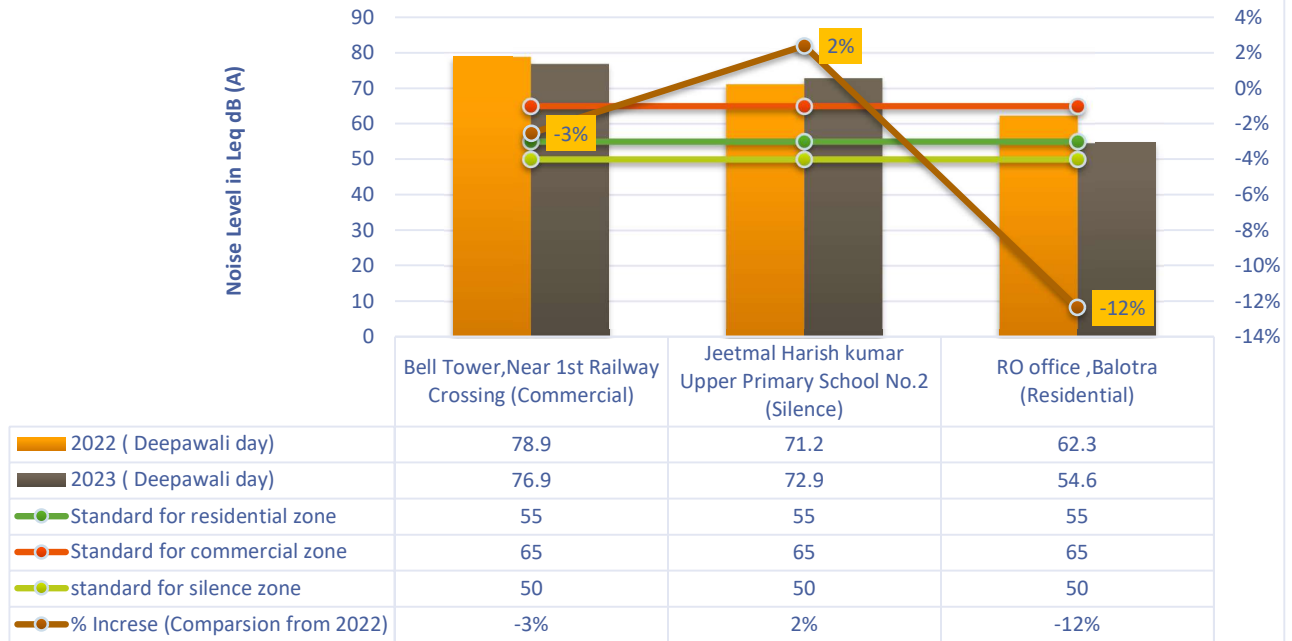
On Deepawali Day 2023, in comparison to 2022, the percentage of noise level in Leq dB (A) has decreased at all locations except at Jeetmal Harish Kumar Upper Primary School no. 2 (Silence) during both day and night time.

On Deepawali Day 2023, in comparison to 2022, the highest percentage reduction in noise level i.e. 12% has been observed at RO Office, Balotra (Residential) during day time and Bell Tower (Commercial) during night time. Highest percent increment in noise level i.e. 13% has been observed at Jeetmal Harish Kumar Upper Primary School no. 2 (Silence) during night time.

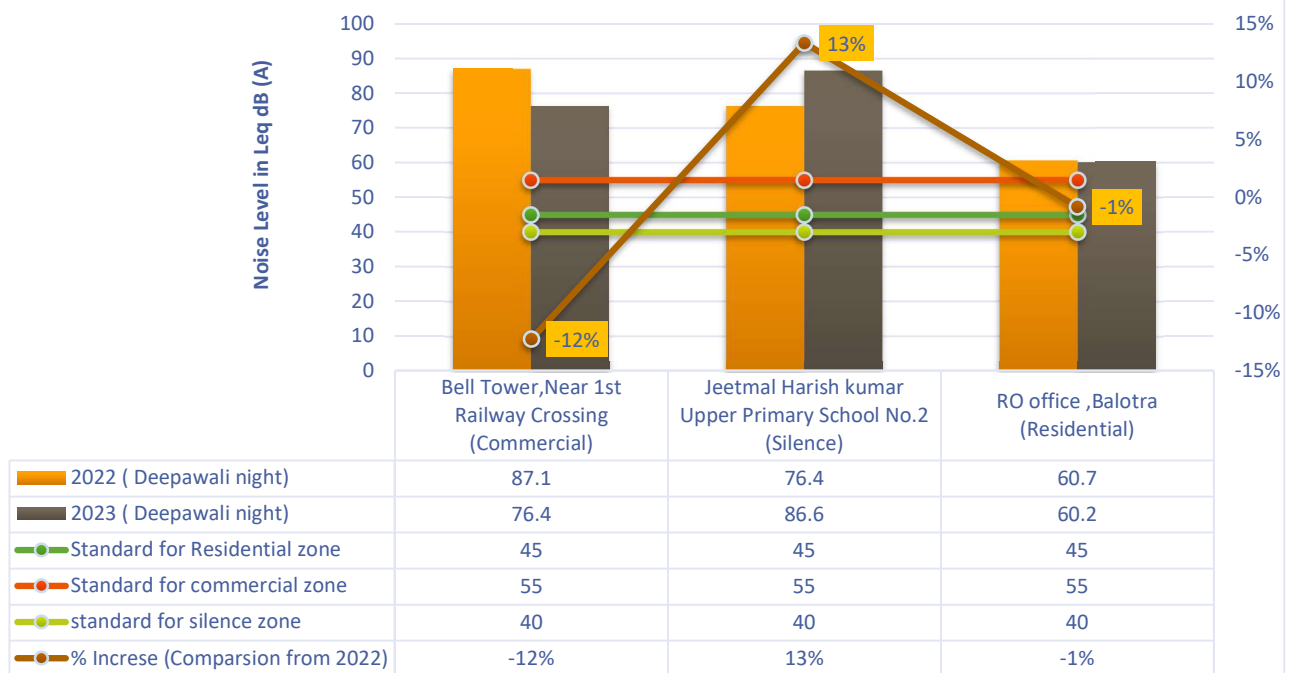
Rajasthan State Pollution Control Board

Deepawali Festival Noise Monitoring Report, 2023

Noise Level in Leq dB(A) in Balotra on Deepawali day during day time



Noise Level in Leq dB(A) in Balotra on Deepawali during night time



Rajasthan State Pollution Control Board

Deepawali Festival Noise Monitoring Report, 2023

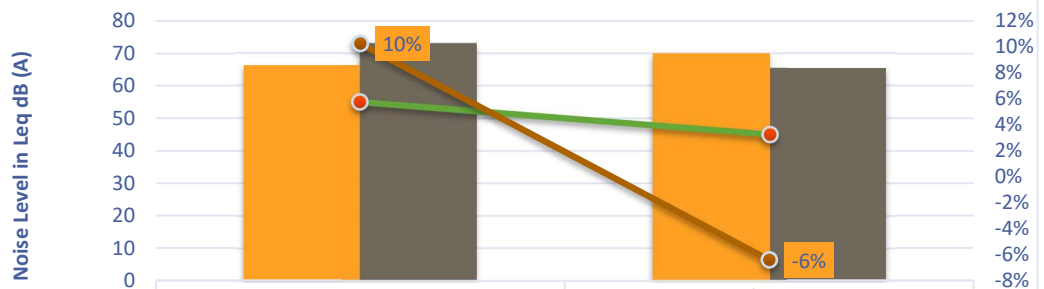
Banswara

In Banswara, Noise level monitoring was carried out at one location, namely- Housing Board Colony near Rara Avis Hotel, Pratap Circle (Residential).

S.N o.	Name of the Station	GPS coordinates of the location	Day/ Night	Pre-Deepawali Day		On Deepawali	
				(All values are in Leq dB(A))			
				2022	2023	2022	2023
1.	Housing Board Colony, Nr. Rara Avis Hotel, Pratap Circle (R)	23°33'28.6"N 74°25'45.8"E	Day Time	55.3	59.5↑	66.3	73.1↑
			Night Time	51.5	56.8↑	70	65.5↓
Area Designation: (R) – Residential							
Prescribed Standards in Leq dB: (R) - 55 (Day time) 45 (night time)							
Day Time – 06.00 hrs to 22.00 hrs and Night time – 22.00 hrs to 24.00 hours							

On Deepawali Day, in comparison to 2022, the percentage of noise level in Leq dB (A) in 2023 has been increased by 10% during day time while decreased by 6% during night time.

Noise Level in Leq dB(A) in Banswara on Deepawali Day



2022 (Deepawali day)	66.3	70
2023 (Deepawali day)	73.1	65.5
Standard for Residential zone	55	45
% Increase (Comparsion from 2022)	10%	-6%

Rajasthan State Pollution Control Board

Deepawali Festival Noise Monitoring Report, 2023

Bharatpur

In Bharatpur city, Noise level monitoring was carried out at three locations namely- Regional Office, RSPCB, (Residential), Khadi Gramoday Samiti, Heeradas (Commercial) and RBM Hospital, (Silence).

S.No.	Name of the Station	GPS coordinates of the location	Day/ Night	Pre-Deepawali Day		On Deepawali	
				(All values are in Leq dB(A))			
				2022	2023	2022	2023
1.	RBM Hospital (S)	27°13'47.7"N 77°28'42.9"E	Day Time	66.6	61.5↓	70.6	74.4↑
			Night Time	52.0	63.5↑	59.7	67.3↑
2.	Khadi Gramoday Samiti, Heeradas (C)	27°13'18.3"N 77°30'27.7"E	Day Time	70.6	62.5↓	81.8	78.0↓
			Night Time	67.0	58.2↓	62.2	66.0↑
3.	Regional Office, RSPCB, Bharatpur (R)	27°12'40.9"N 77°28'50.1"E	Day Time	59.4	55.4↓	70.2	66.1↓
			Night Time	55.0	53.6↓	63.3	57.0↓
Area Designation: (C) – Commercial, (R) – Residential, (S) – Silence							
Prescribed Standards in Leq dB: (C) – 65 (Day time) 55 (night time); (R) - 55 (Day time) 45 (night time) and (S) - 50 (Day time) 40 (night time)							
Data under prescribed standards is highlighted							
Day Time – 06.00 hrs to 22.00 hrs and Night time – 22.00 hrs to 24.00 hours							

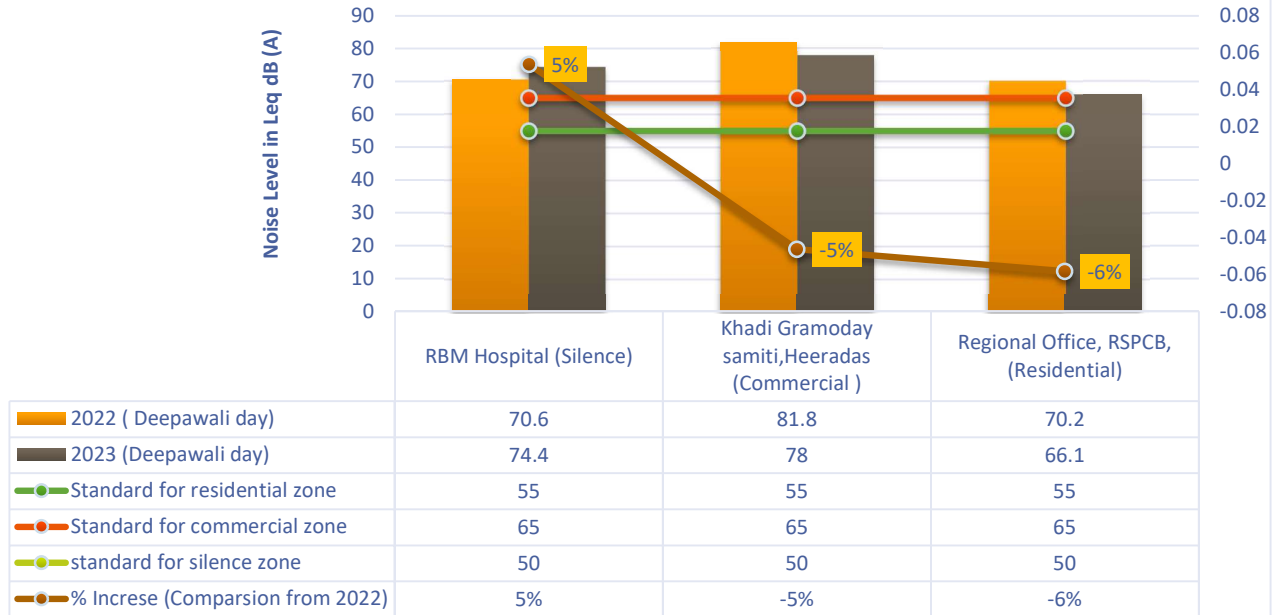
On Deepawali day 2023, in comparison to 2022, the noise level in Leq dB(A) has been increased at RBM Hospital (Silence) during day and night time and at Khadi Gramoday Samiti (Commercial) in night time.

On Deepawali day 2023, in comparison to 2022 highest percentage reduction in noise level i.e. 10% has been observed at Regional Office, RSPCB Bharatpur during night time and highest percentage increment in noise level i.e. 13% has been observed at RBM Hospital (Silence) during night time.

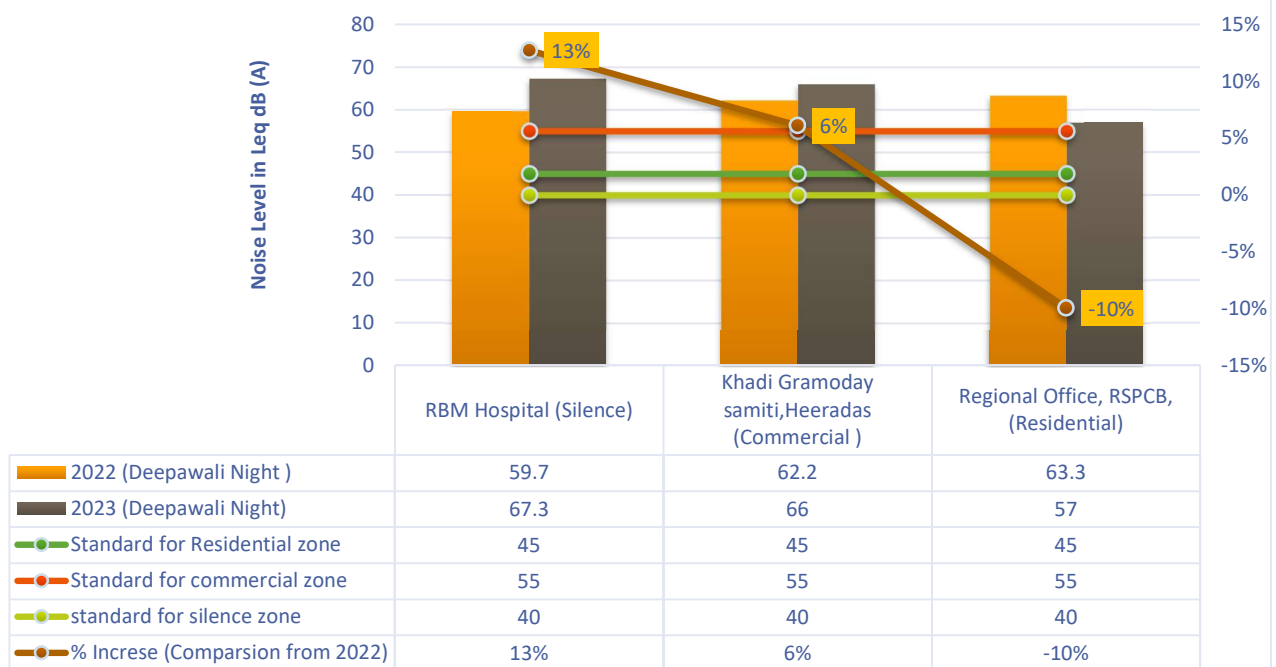
Rajasthan State Pollution Control Board

Deepawali Festival Noise Monitoring Report, 2023

Noise Level in Leq dB(A) in Bharatpur on Deepawali day during day time



Noise Level in Leq dB(A) in Bharatpur on Deepawali day during night time



Rajasthan State Pollution Control Board

Deepawali Festival Noise Monitoring Report, 2023

Bhilwara

In Bhilwara city, Noise level monitoring was carried out at three locations, namely- Near C-209, Azad Nagar, (Residential), Near Kumbha Circle, Azad Nagar, (Commercial) and Porwal Hospital, Love Garden Road, R C Vyas Colony, (Silence).

S.No.	Name of the Station	GPS Coordinates of the location	Day/ Night	Pre-Deepawali Day		On Deepawali	
				(All values are in Leq dB(A))			
				2022	2023	2022	2023
1.	Porwal Hospital, Love Garden Road, R C Vyas Colony, Bhilwara (S)	26°27'47.9"N 74°38'18.2"E	Day Time	64.6	63.6↓	67.6	79.3↑
			Night Time	55.8	58.7↑	80.7	82.9↑
2.	Near C-209, Azad Nagar, Bhilwara (R)	26°26'19.9"N 74°39'25.8"E	Day Time	56.6	58.5↑	79.3	78.2↓
			Night Time	50.7	47.3↓	80.2	81.9↑
3.	Near Kumbha Circle, Azad Nagar, Bhilwara (C)	26°25'06.9"N 74°39'20.2"E	Day Time	73.2	71.9↓	77.9	85.1↑
			Night Time	64.4	65.9↑	84.1	88.6↑
Area Designation: (C) – Commercial, (R) – Residential, (S) – Silence							
Prescribed Standards in Leq dB: (C) – 65 (Day time) 55 (night time); (R) - 55 (Day time) 45 (night time) and (S) - 50 (Day time) 40 (night time)							
Day Time – 06.00 hrs to 22.00 hrs and Night time – 22.00 hrs to 24.00 hours							

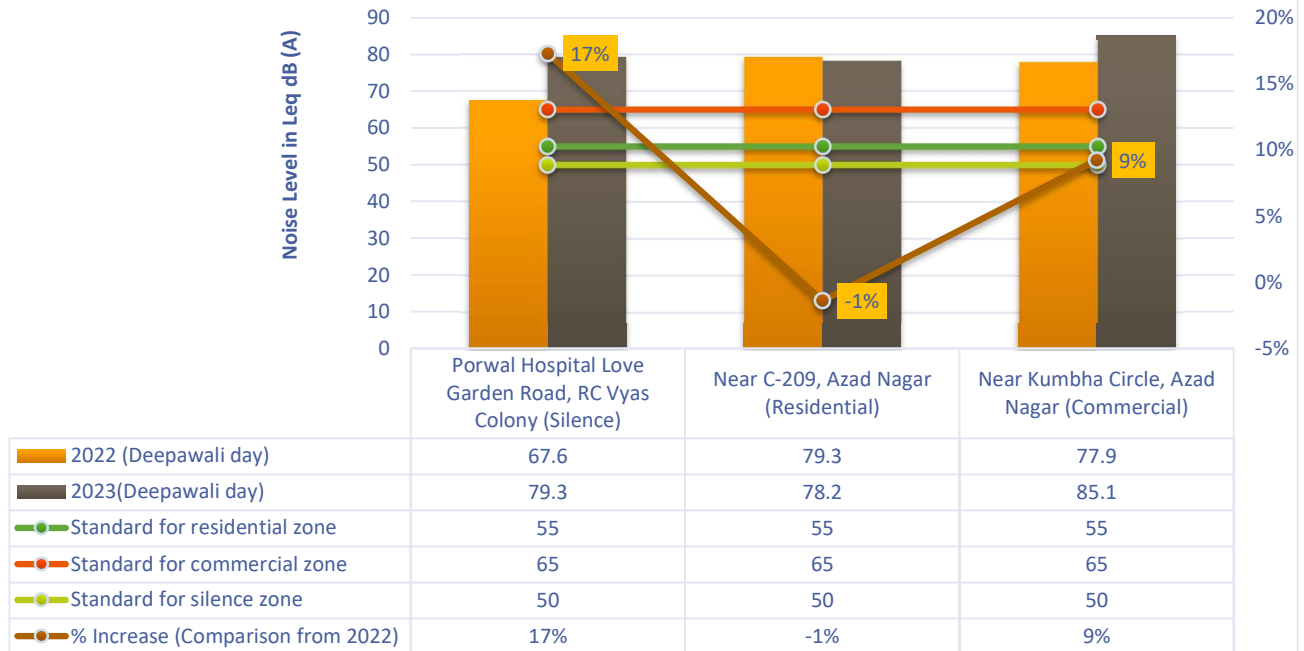
On Deepawali Day, in comparison to 2022, the noise level in Leq dB (A) has increased at all monitoring locations day and night time except at near C-209, Azad Nagar, Residential) during day time.

On Deepawali Day, in comparison to 2022, the highest increment in noise level i.e. 17% has been observed at Porwal Hospital, Love Garden Road, R C Vyas Colony, (Silence) during day time.

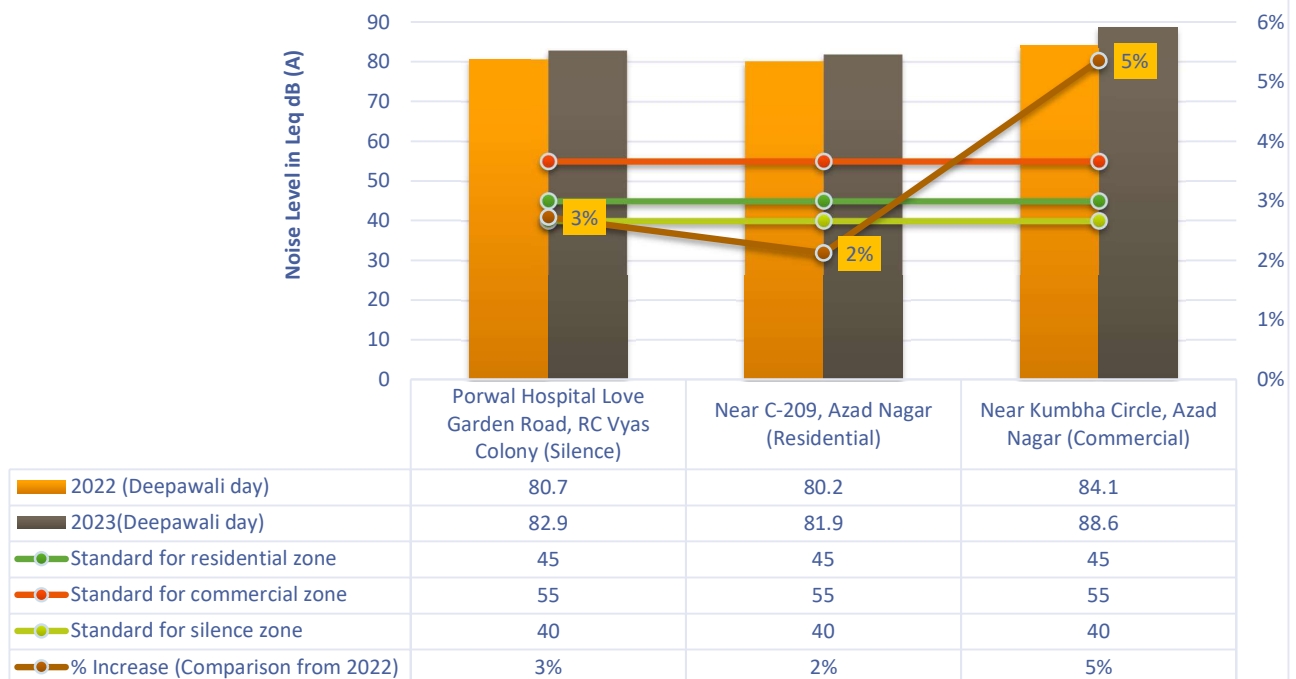
Rajasthan State Pollution Control Board

Deepawali Festival Noise Monitoring Report, 2023

Noise Level in Leq dB(A) in Bhilwara on Deepawali day during day time



Noise Level in Leq dB(A) in Bhilwara on Pre-Deepawali day during Night time



Rajasthan State Pollution Control Board

Deepawali Festival Noise Monitoring Report, 2023

Bhiwadi

In Bhiwadi city, Noise level monitoring was carried out at three locations namely-Ashiana Garden Society (Residential), Star Hospital (Silence) and Central Market (Commercial).

S.No.	Name of the Station	GPS coordinates of the location	Day/ Night	Pre-Deepawali Day		On Deepawali	
				(All values are in Leq dB(A))			
				2022	2023	2022	2023
1.	Ashiana Garden Society, Bhiwadi (R)	28°11'24.6"N 76°49'04.7"E	Day Time	61.7	66.4↑	72.6	78.1↑
			Night Time	55.9	51.4↓	70.2	61.9↓
2.	Central Market, Bhiwadi (C)	28°12'39.6"N 76°50'10.7"E	Day Time	75.5	76.8↑	81	88.0↑
			Night Time	70.0	58.2↓	75.9	66.1↓
3.	Star Hospital, Bhiwadi (S)	28°12'25.9"N 76°49'45.8"E	Day Time	60.0	62.2↑	75.4	72.7↓
			Night Time	57.8	61.2↑	69.2	68.9↓
Area Designation: (C) – Commercial, (R) – Residential, (S) – Silence							
Prescribed Standards in Leq dB: (C) – 65 (Day time) 55 (night time); (R) - 55 (Day time) 45 (night time) and (S) - 50 (Day time) 40 (night time)							
Day Time – 06.00 hrs to 22.00 hrs and Night time – 22.00 hrs to 24.00 hours							

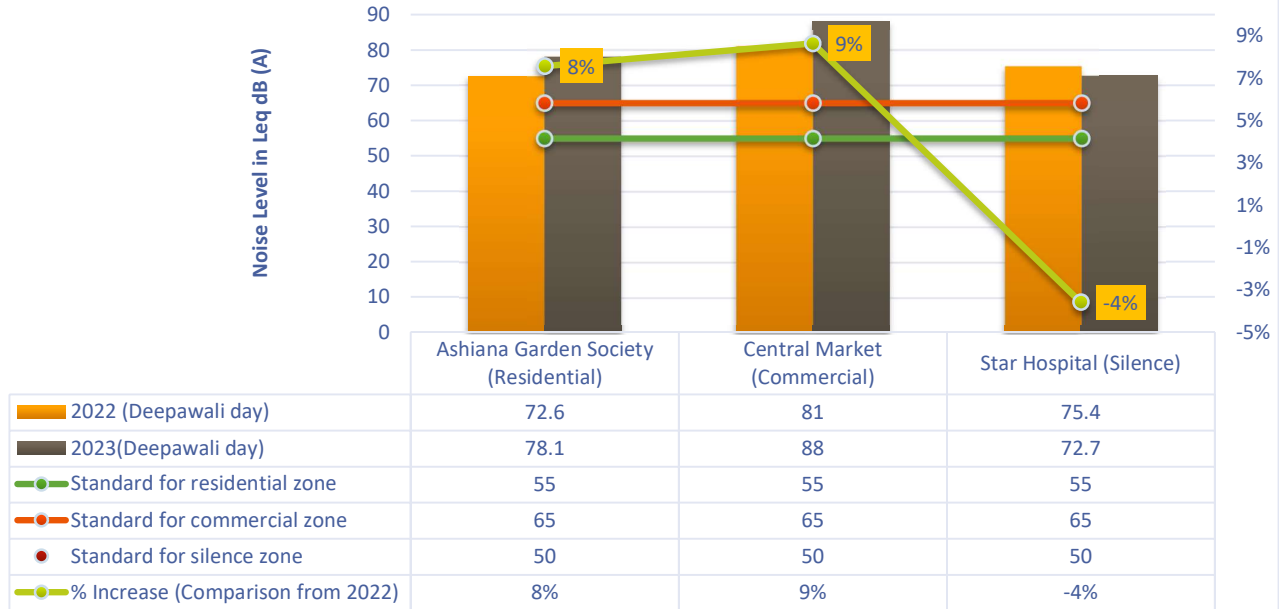
On Deepawali Day 2023, in comparison to 2022, the noise level in Leq dB (A) has decreased at all monitoring locations except at Ashiana Garden Society (Residential) and Central market (Commercial) during day time.

On Deepawali Day 2023, in comparison to 2022, the highest percentage reduction in noise level i.e. 13 % has been observed at Central Market (Commercial) during day time while highest percentage increment in noise level i.e. 9% has also been observed at Central Market during day time.

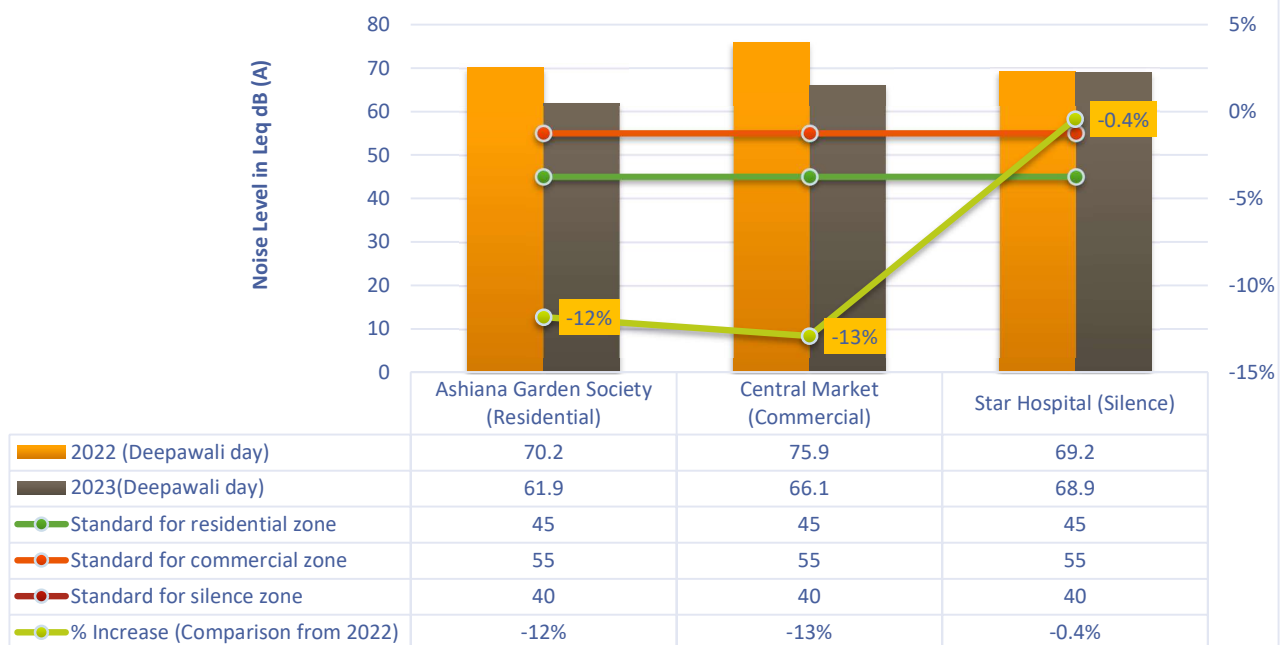
Rajasthan State Pollution Control Board

Deepawali Festival Noise Monitoring Report, 2023

Noise Level in Leq dB(A) in Bhiwadi on Deepawali day during day time



Noise Level in Leq dB(A) in Bhiwadi on Deepawali day during night time



Rajasthan State Pollution Control Board

Deepawali Festival Noise Monitoring Report, 2023

Bikaner

In Bikaner city, Noise level monitoring was carried out at two locations namely- Kanta Kathuria Colony (Residential Zone) and PBM Hospital (Silence Zone).

S.No.	Name of the Station	GPS co-ordinates of the location	Day/ Night	Pre-Deepawali Day		On Deepawali	
				(All values are in Leq dB(A))			
				2022	2023	2022	2023
1.	Kanta Khaturia Colony (R)	28°01'11.8"N 73°19'07.9"E	Day Time	58.3	58.3=	75.9	71.4↓
			Night Time	56.7	52.7↓	77.9	76.7↓
2.	PBM Hospital (S)	28°00'29.8"N 73°19'49.1"E	Day Time	68.5	64.9↓	83	69.7↓
			Night Time	61.9	69.3↓	88	72.9↓
3.	Junagarh, Bikaner (C)	28°00'20.6"N 73°20'56.3"E	Day Time	70.2	75.1↑	75.3	-
			Night Time	71.4	69.3↓	75.8	-
- Data not available due to instrument failure.							
Area Designation: (C) – Commercial, (R) – Residential, (S) – Silence							
Prescribed Standards in Leq dB: (C) – 65 (Day time) 55 (night time); (R) - 55 (Day time) 45 (night time) and (S) - 50 (Day time) 40 (night time)							
Day Time – 06.00 hrs to 22.00 hrs and Night time – 22.00 hrs to 24.00 hours							

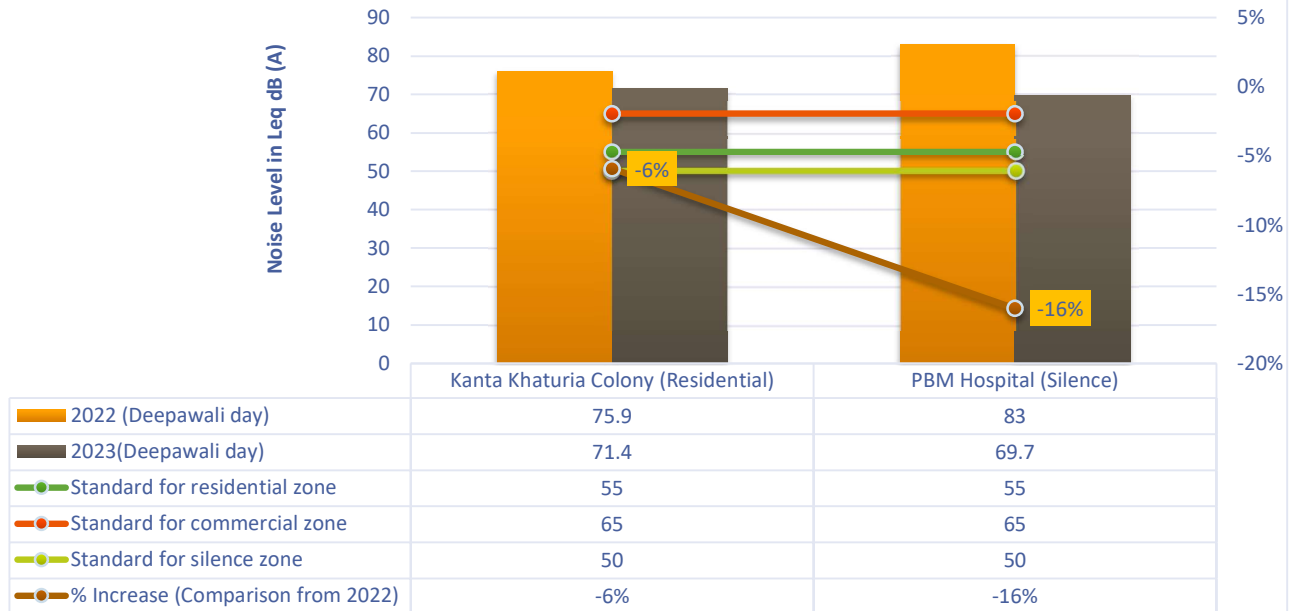
On Deepawali Day 2023, in comparison to 2022, the noise level in Leq dB(A) has been decreased at all monitored locations during day and night time.

On Deepawali Day 2023, in comparison to 2022, the highest percentage reduction in noise level i.e. 17% has been observed at PBM Hospital (Silence) during night time.

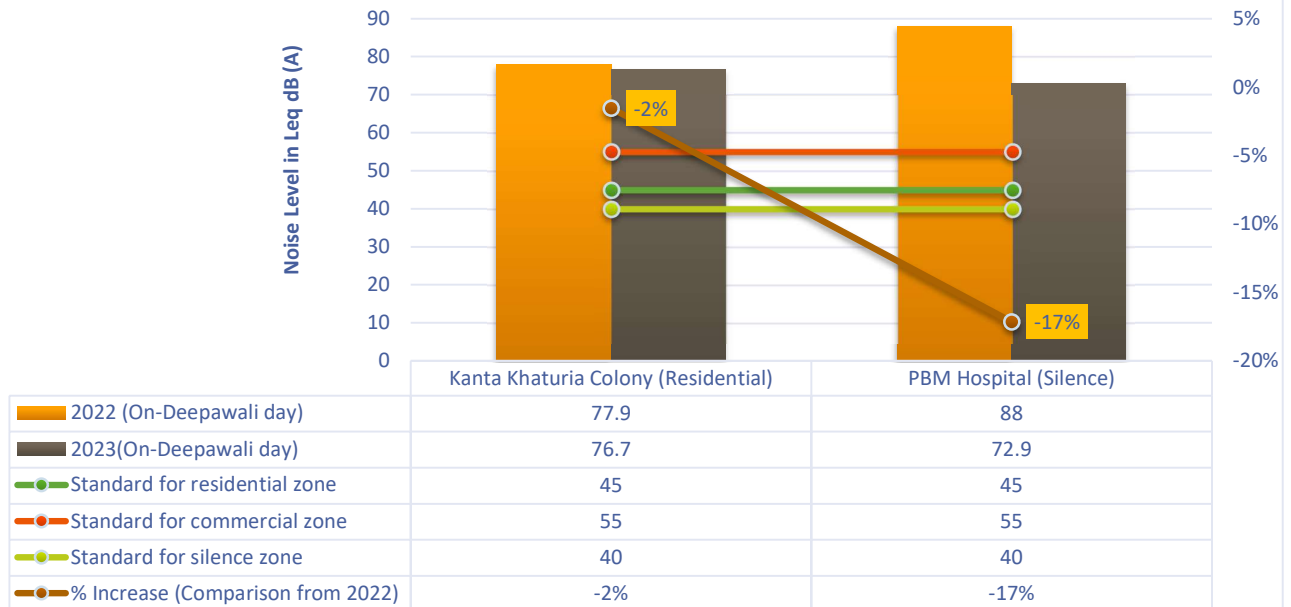
Rajasthan State Pollution Control Board

Deepawali Festival Noise Monitoring Report, 2023

Noise Level in Leq dB(A) in Bikaner on - Deepawali day during day time



Noise Level in Leq dB(A) in Bikaner on Deepawali day during Night time



Rajasthan State Pollution Control Board

Deepawali Festival Noise Monitoring Report, 2023

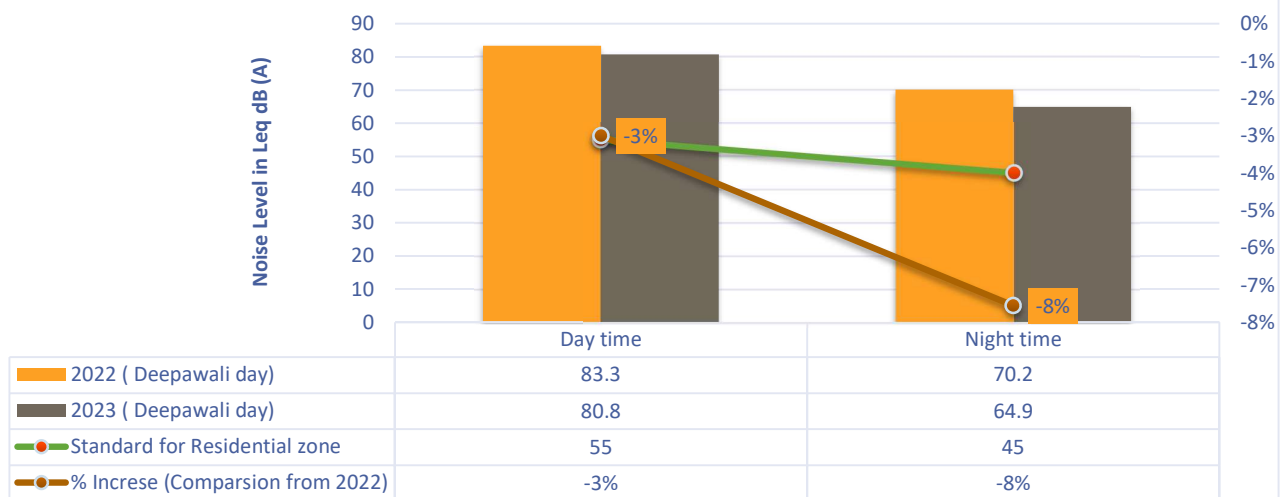
Bundi

In Bundi, Noise level monitoring was carried out at one location, namely- New Colony, Bundi (Residential).

S.No.	Name of the Station	GPS coordinates of the location	Day/ Night	Pre-Deepawali Day		On Deepawali	
				(All values are in Leq dB(A))			
				2022	2023	2022	2023
1.	New Colony (R)	25°26'04.1"N 75°38'43.6"E	Day Time	65.7	60.4↓	83.3	80.8↓
			Night Time	50.9	58.7↑	70.2	64.9↓
Area Designation: (R) – Residential							
Prescribed Standards in Leq dB: (R) - 55 (Day time) 45 (night time)							
Day Time – 06.00 hrs to 22.00 hrs and Night time – 22.00 hrs to 24.00 hours							

On Deepawali Day 2023, in comparison to 2022, noise level in Leq dB (A) has been decreased during day time by 3% and during night time by 8%.

Noise Level in Leq dB(A) in Bundi on Deepawali



Rajasthan State Pollution Control Board

Deepawali Festival Noise Monitoring Report, 2023

Chittorgarh

In Chittorgarh city, Noise level monitoring was carried out at three locations namely- Public Park, (Commercial), Near Home Guard Office, Kumbha Nagar (Residential) and District Hospital (Silence).

S.No.	Name of the Station	GPS coordinates of the location	Day/ Night	Pre-Deepawali Day		On Deepawali	
				(All values are in Leq dB(A))			
				2022	2023	2022	2023
1.	Public Park, Chittorgarh (C)	24°53'22.3"N 74°38'09.3"E	Day Time	66.9	64.0↓	79.9	76.7↓
			Night Time	59.5	68.0↑	84.2	80.2↓
2.	District Hospital (S)	24°53'07.1"N 74°37'09.8"E	Day Time	55.1	51.6↑	69.7	69.8↑
			Night Time	50.8	53.7↑	72.3	69.7↓
3.	Near Home Guard Office, Kumbha Nagar, Chittorgarh (R)	24°52'13.7"N 74°37'06.1"E	Day Time	62.2	63.3↑	69.2	84.5↑
			Night Time	55.4	56.8↑	89.4	83.7↓
Area Designation: (C) – Commercial, (R) – Residential, (S) – Silence							
Prescribed Standards in Leq dB: (C) – 65 (Day time) 55 (night time); (R) - 55 (Day time) 45 (night time) and (S) - 50 (Day time) 40 (night time)							
Data under prescribed standards is highlighted							
Day Time – 06.00 hrs to 22.00 hrs and Night time – 22.00 hrs to 24.00 hours							

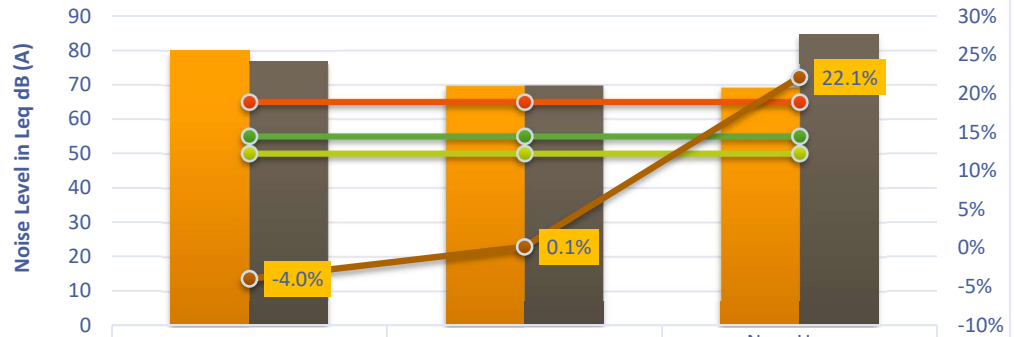
On Deepawali day 2023, in comparison to 2022, the noise level in Leq dB (A) has been decreased at the all-monitoring locations during night time while increased at District Hospital (Silence) and Near Home Guard Office (Residential) during day time.

On Deepawali Day 2023, in comparison to 2022, the highest percentage reduction in noise level i.e. 6% has been observed at Home Guard Office, Kumbha Nagar (Residential) during night time while highest percentage increment in noise level i.e. 22% has also been observed at Home Guard Office, Kumbha Nagar (Residential) during day time.

Rajasthan State Pollution Control Board

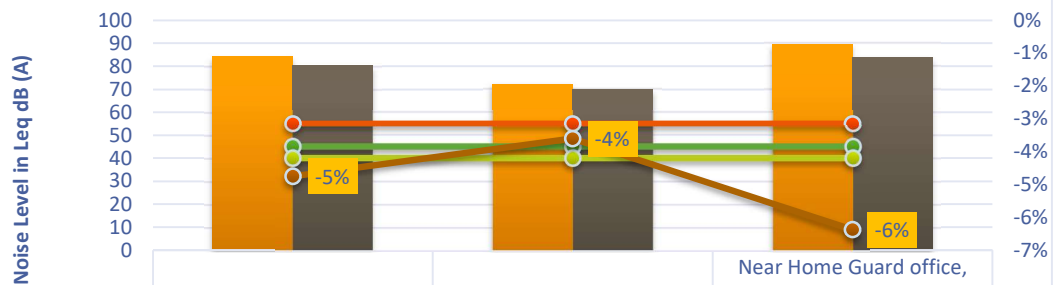
Deepawali Festival Noise Monitoring Report, 2023

Noise Level in Leq dB(A) in Chittorgarh on Deepawali



	Public park (commercial)	District Hospital (silence)	Near Home Guard office, Kumbha Nagar (Residential)
2022 (Deepawali day)	79.9	69.7	69.2
2023 (Deepawali day)	76.7	69.8	84.5
Standard for Residential zone	55	55	55
Standard for commercial zone	65	65	65
standard for silence zone	50	50	50
% Increase (Comparsion from 2022)	-4%	0.1%	22%

Noise Level in Leq dB(A) in Chittorgarh on Deepawali



	Public park (commercial)	District Hospital (silence)	Near Home Guard office, Kumbha Nagar (Residential)
2022 (Deepawali Night)	84.2	72.3	89.4
2023 (Deepawali Night)	80.2	69.7	83.7
Standard for Residential zone	45	45	45
Standard for commercial zone	55	55	55
standard for silence zone	40	40	40
% Increase (Comparsion from 2022)	-5%	-4%	-6%

Rajasthan State Pollution Control Board Deepawali Festival Noise Monitoring Report, 2023

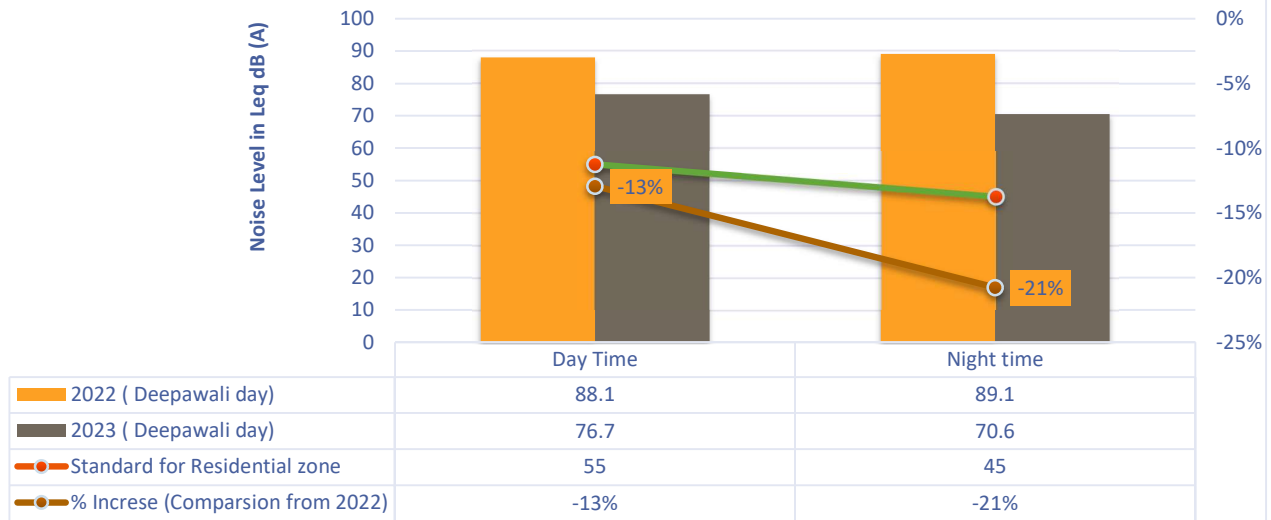
Hanumangarh

In Hanumangarh, Noise level monitoring was carried out at one location namely- Regional Office, RSPCB, Hanumangarh (Residential).

S.No.	Name of the Station	GPS coordinates of the location	Day/ Night	Pre-Deepawali Day		On Deepawali	
				(All values are in Leq dB(A))			
				2022	2023	2022	2023
1.	Regional Office, RSPCB Hanumangarh (R)	29°62'05.0"N 74°29'42.4"E	Day Time	62.2	66.5 ↑	88.1	76.7↓
			Night Time	49.4	62.3 ↑	89.1	70.6↓
Area Designation: (R) – Residential							
Prescribed Standards in Leq dB: (R) - 55 (Day time) 45 (night time)							
Day Time – 06.00 hrs to 22.00 hrs and Night time – 22.00 hrs to 24.00 hours							

On Deepawali Day 2023, in comparison to 2022, the percentage of noise level in Leq dB (A) has been decreased during day time by 13% and during night time by 21%.

Noise Level in Leq dB(A) in Hanumangarh on Deepawali



Rajasthan State Pollution Control Board

Deepawali Festival Noise Monitoring Report, 2023

Jaipur

In Jaipur city, Noise level monitoring was carried out at eight locations namely - Gandhi Nagar (Residential), Jawahar Nagar (Residential), Raja Park (Commercial), Mansarovar (Commercial), SDM Hospital (Silence) and Civil Lines (Silence), VKIA (Industrial) and RIICO Sitapura (Industrial).

S.No.	Name of the Station	Day/ Night	Pre-Deepawali Day		On Deepawali	
			(All values are in Leq dB(A))			
			2022	2023	2022	2023
1.	Gandhi Nagar (R)	Day Time	67.3	60.9↓	76.0	72.6↓
		Night Time	60.2	52.3↓	72.6	80.8↑
2.	Jawahar Nagar (R)	Day Time	64.2	61.9↓	82.3	76.7↓
		Night Time	62.1	61.7↓	92.0	85.6↓
3.	Raja Park (C)	Day Time	54.8	60.3↑	76.6	62.4↓
		Night Time	50.9	52.9↑	81.3	70.7↓
4.	Mansarovar (C)	Day Time	65.9	65.2↓	76.3	72.1↓
		Night Time	60.5	52.6↓	77.0	72.5↓
5.	SDM Hospital (S)	Day Time	65.1	66.0↑	67.8	71.3↑
		Night Time	60.2	58.8↓	70.9	67.3↓
6.	Civil Lines (S)	Day Time	63.8	64.0↑	75.5	78.6↑
		Night Time	56.0	62.0↑	84.3	74.8↓
7.	VKIA (I)	Day Time	66.3	66.8↑	69.3	72.1↑
		Night Time	63.4	65.7↑	72.3	72.5↑
8.	Sitapura (I)	Day Time	61.9	62.9↑	63.7	66.5↑
		Night Time	60.6	55.9↓	67.9	60.6↓
Area Designation: (I) – Industrial, (C) – Commercial, (R) – Residential, (S) – Silence						
Prescribed Standards in Leq dB: (I) – 75 (day Time) 70 (Night Time); (C) – 65 (Day time) 55 (night time); (R) - 55 (Day time) 45 (night time) and (S) - 50 (Day time) 40 (night time)						
Data under prescribed standards is highlighted						
Day Time – 06.00 hrs to 22.00 hrs and Night time – 22.00 hrs to 24.00 hours						

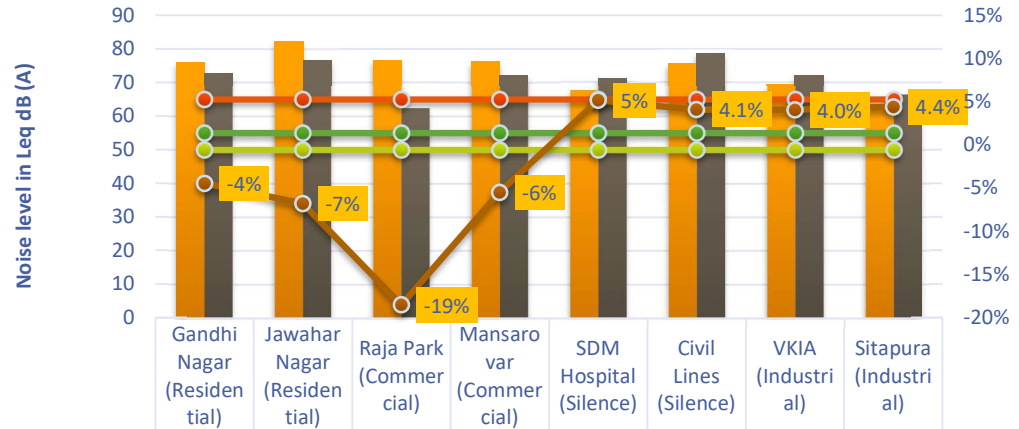
On Deepawali Day 2023 in comparison to 2022, it has been observed that the noise level in Leq dB (A) has been decreased at all monitoring locations at least in one duration of night or day except VKIA (Industrial) where noise level has been increased in both day & night time.

On Deepawali Day 2023, in comparison to 2022, the highest percentage reduction of noise level i.e. 19% has been observed at Raja Park (Commercial) during Day time while highest percentage increment of noise level i.e 11 %) has been observed at Gandhi Nagar (Residential) during night time.

Rajasthan State Pollution Control Board

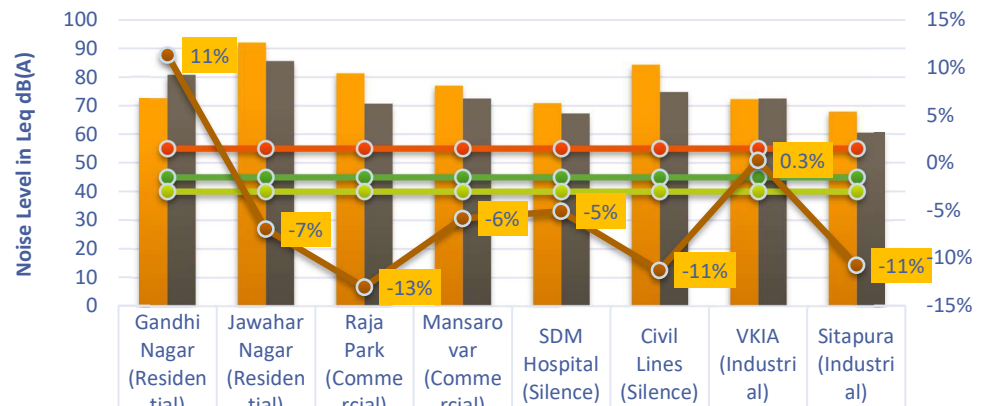
Deepawali Festival Noise Monitoring Report, 2023

Noise Level in Leq dB (A) in Jaipur City on Deepawali day during day time



2022 (Deepawali day)	76	82.3	76.6	76.3	67.8	75.5	69.3	63.7
2023 (Deepawali day)	72.6	76.7	62.4	72.1	71.3	78.6	72.1	66.5
Standard for residential zone	55	55	55	55	55	55	55	55
Standard for commercial zone	65	65	65	65	65	65	65	65
Standard for silence zone	50	50	50	50	50	50	50	50
Standard for Industrial zone	75	75	75	75	75	75	75	75
% Increase (Comparison from 2022)	-4%	-7%	-19%	-6%	5%	4.1%	4.0%	4.4%

Noise Level in Leq dB(A) in Jaipur City on Deepawali day during Night time



2022 (Deepawali night)	72.6	92	81.3	77	70.9	84.3	72.3	67.9
2023 (Deepawali night)	80.8	85.6	70.7	72.5	67.3	74.8	72.5	60.6
Standard for residential zone	45	45	45	45	45	45	45	45
Standard for commercial zone	55	55	55	55	55	55	55	55
Standard for silence zone	40	40	40	40	40	40	40	40
Standard for Industrial zone	70	70	70	70	70	70	70	70
% Increase (Comparison from 2022)	11%	-7%	-13%	-6%	-5%	-11%	0.3%	-11%

Rajasthan State Pollution Control Board

Deepawali Festival Noise Monitoring Report, 2023

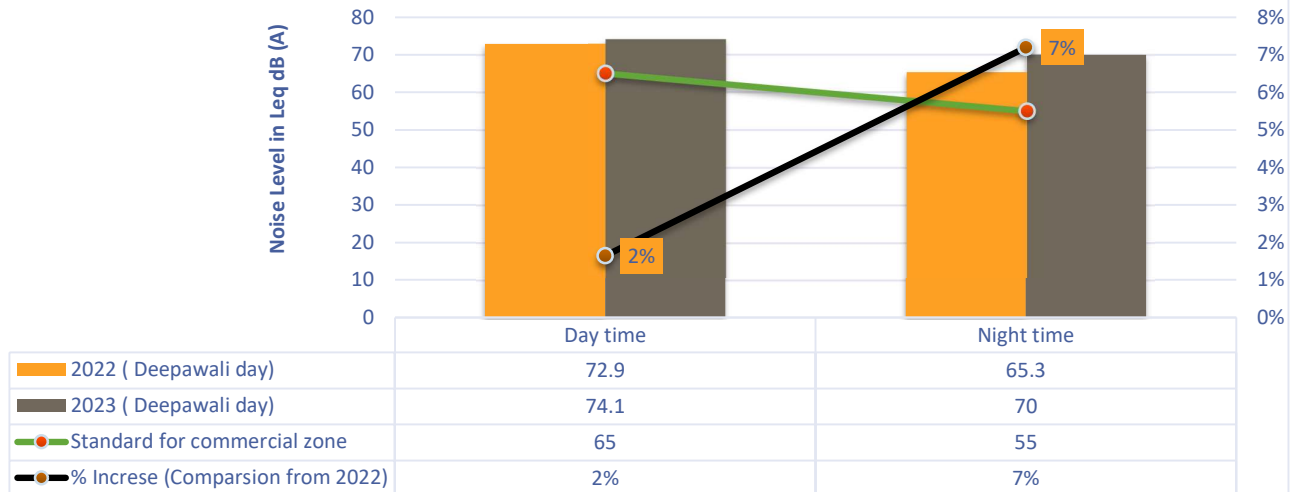
Jaisalmer:

In Jaisalmer city, Noise level monitoring was carried out at one location namely Near Collectorate Office, Jaisalmer (Commercial).

S.No.	Name of the Station	GPS coordinates of the location	Day/ Night	Pre-Deepawali Day		On Deepawali	
				(All values are in Leq dB(A))			
				2022	2023	2022	2023
1.	Near collectorate (C)	26°54'55.4"N 70°54'21.1"E	Day Time	66.5	66.4↓	72.9	74.1↑
			Night Time	53.7	50.8↓	65.3	70.0↑
Area Designation: (C) – Commercial							
Prescribed Standards in Leq dB: (C) – 65 (Day time) 55 (night time)							
Data under prescribed standards is highlighted							
Day Time – 06.00 hrs to 22.00 hrs and Night time – 22.00 hrs to 24.00 hours							

On Deepawali Day 2023, in comparison to 2022, the percentage of noise level in Leq dB (A) has been increased by 7 % during night time and by 2% during day time.

Noise Level in Leq dB(A) in Jaisalmer on Deepawali



Rajasthan State Pollution Control Board

Deepawali Festival Noise Monitoring Report, 2023

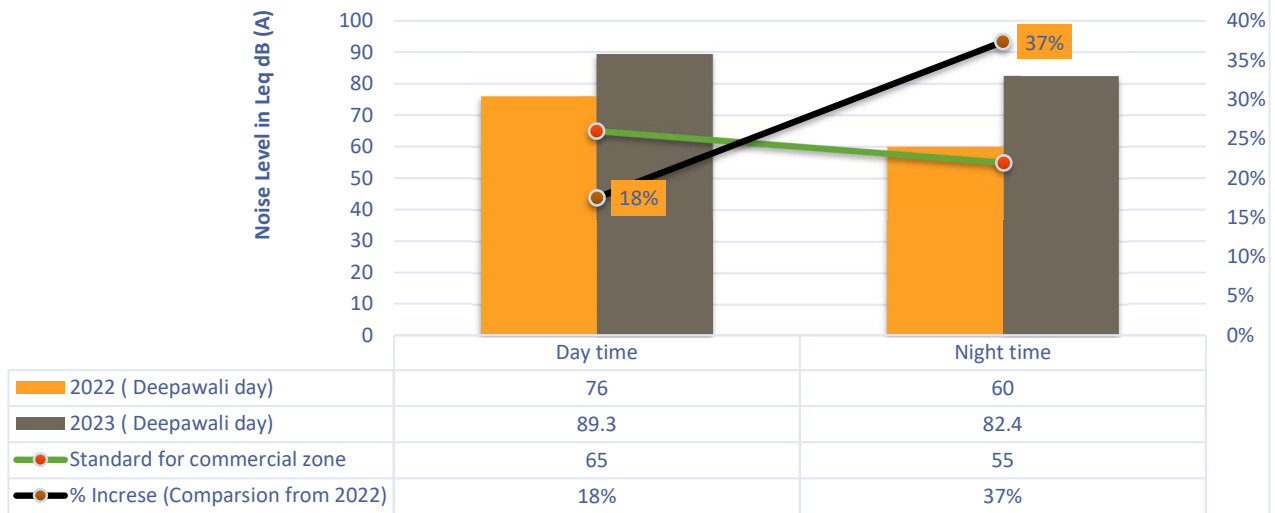
Jhalawar:

In Jhalawar, Noise level monitoring was carried out at one location namely- Bus Stand, Jhalawar (Commercial).

S.No.	Name of the Station	GPS coordinates of the location	Day/ Night	Pre-Deepawali Day		On Deepawali	
				(All values are in Leq dB(A))			
				2022	2023	2022	2023
1.	Bus Stand, Jhalawar (C)	24°35'23.3"N 76°10'06.9"E	Day Time	67.7	71.2↑	76	89.3↑
			Night Time	59.7	59.5↓	60	82.4↑
Area Designation: (C) – Commercial							
Prescribed Standards in Leq dB: (C) – 65 (Day time) 55 (night time)							
Day Time – 06.00 hrs to 22.00 hrs and Night time – 22.00 hrs to 24.00 hours							

On Deepawali Day 2023, in comparison to 2022, the percentage of noise level in Leq dB (A) has been increased during day time by 18% and during night time by 37%.

Noise Level in Leq dB(A) in Jhalawar on Deepawali



Rajasthan State Pollution Control Board

Deepawali Festival Noise Monitoring Report, 2023

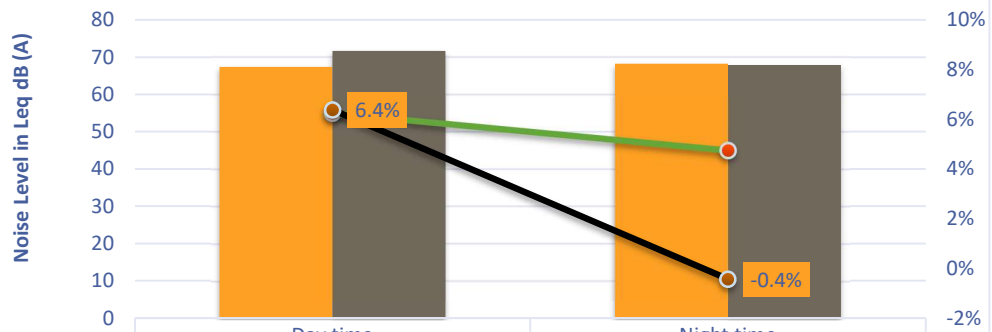
Jhunjhunu

In Jhunjhunu, Noise level monitoring was carried out at one location namely- Kumhari Hawai Patti Circle, Jhunjhunu (Residential).

S.No.	Name of the Station	GPS coordinates of the location	Day/ Night	Pre-Deepawali Day		On Deepawali	
				(All values are in Leq dB(A))			
				2022	2023	2022	2023
1.	Hawai Patti Circle, Near Housing Board, (R)	28°06'19.0"N 75°23'07.0"E	Day Time	59.3	64.1↑	67.4	71.7↑
			Night Time	55.5	60.6↑	68.2	67.9↓
Area Designation: (R) – Residential							
Prescribed Standards in Leq dB: (R) - 55 (Day time) 45 (night time)							
Day Time – 06.00 hrs to 22.00 hrs and Night time – 22.00 hrs to 24.00 hours							

On Deepawali Day 2023, in comparison to 2022, the percentage of noise level in Leq dB (A) has increased by 6.4% during day time.

Noise Level in Leq dB(A) in Jhunjhunu on Deepawali



	Day time	Night time
2022 (Deepawali day)	67.4	68.2
2023 (Deepawali day)	71.7	67.9
Standard for Residential zone	55	45
% Increase (Comparsion from 2022)	6.4%	-0.4%

Rajasthan State Pollution Control Board **Deepawali Festival Noise Monitoring Report, 2023**

Jodhpur

In Jodhpur city, Noise level monitoring was carried out at three locations Mahamandir (Residential), Shastri Nagar Police Station (Commercial) and Sojat gate (Commercial).

S.No.	Name of the Station	GPS coordinates of the location	Day/ Night	Pre-Deepawali Day		On Deepawali	
				(All values are in Leq dB(A))			
				2022	2023	2022	2023
1.	Mahamandir, Jodhpur-(R)	26°15'55.1"N 72°59'33.8"E	Day Time	67.7	65.5↓	77.7	79.0↑
			Night Time	59.1	61.6↑	80.7	82.2↑
2.	Sojati gate-(C)	26°18'20.4"N 73°02'19.7"E	Day Time	72.0	71.1↓	74.7	76.0↑
			Night Time	66.7	69.4↑	78.8	80.7↑
3.	Shastri Nagar Police Station, Jodhpur (C)	26°28'85.0"N 73°02'40.7"E	Day Time	74.7	64.2↓	78.3	71.7↓
			Night Time	73.4	61.8↓	85.3	76.3↓
Area Designation: (C) – Commercial, (R) – Residential							
Prescribed Standards in Leq dB: (C) – 65 (Day time) 55 (night time); (R) - 55 (Day time) 45 (night time)							
Data under prescribed standards is highlighted							
Day Time – 06.00 hrs to 22.00 hrs and Night time – 22.00 hrs to 24.00 hours							

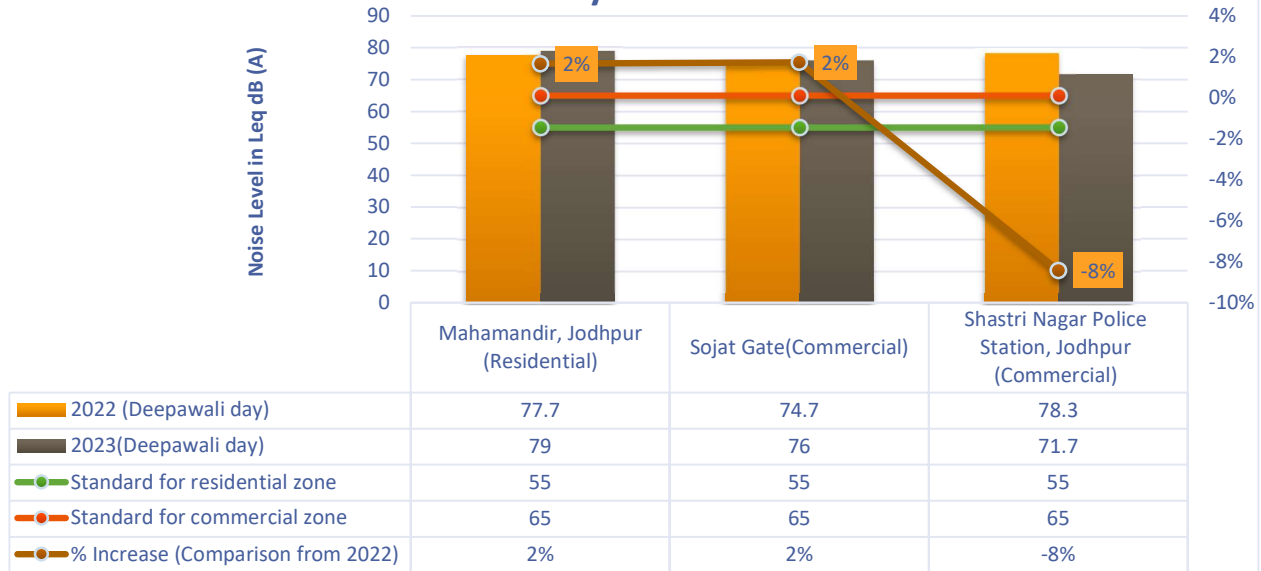
On Deepawali day 2023, in comparison to 2022, the noise level in Leq dB (A) has been increased at all monitoring locations except at Shastri Nagar Police Station (Commercial) during day & night time.

On Deepawali Day 2023, in comparison to 2022, the highest percentage reduction in noise level i.e. 11 % has been observed at Shastri Nagar Police Station (Commercial) during night time while highest percentage increment in noise level i.e. 2% has been observed at Mahamandir (Residential) and Sojat gate (Commercial) during both day and night time.

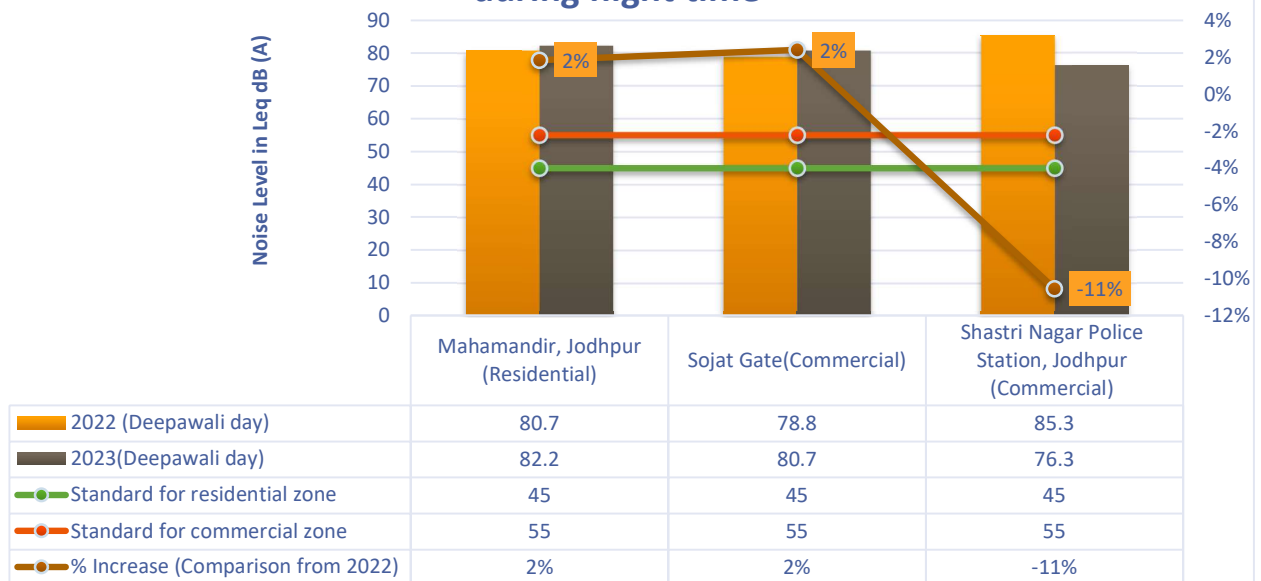
Rajasthan State Pollution Control Board

Deepawali Festival Noise Monitoring Report, 2023

Noise Level in Leq dB(A) in Jodhpur on Deepawali day during day time



Noise Level in Leq dB(A) in Jodhpur on Deepawali day during night time



Rajasthan State Pollution Control Board

Deepawali Festival Noise Monitoring Report, 2023

Kota

In Kota city, Noise level monitoring was carried out at three locations namely - M.B.S. Hospital, (Silence), Dadawada (Residential) and Gumanpura (Commercial).

S.No.	Name of the Station	GPS coordinates of the location	Day/ Night	Pre-Deepawali Day		On Deepawali	
				(All values are in Leq dB(A))			
				2022	2023	2022	2023
1.	M.B.S. Hospital, Kota (S)	25°09'19.0"N 75°49'44.5"E	Day Time	65.1	73.5↑	74.5	85.3↑
			Night Time	60.6	68.4↑	69.5	72.7↑
2.	Dadawada (R)	25°13'37.55"N 75°52'39.55"E	Day Time	60.6	64.5↑	71.9	73.8↑
			Night Time	52.7	49.0↓	74.7	76.1↑
3.	Gumanpura (C)	25°10'35.6"N 75°50'47.82"E	Day Time	69.6	73.6↑	84.2	87.0↑
			Night Time	63.9	68.7↑	84.3	84.4↑
Area Designation: (C) – Commercial, (R) – Residential, (S) – Silance							
Prescribed Standards in Leq dB: (C) – 65 (Day time) 55 (night time); (R) - 55 (Day time) 45 (night time) and (S) - 50 (Day time) 40 (night time)							
Day Time – 06.00 hrs to 22.00 hrs and Night time – 22.00 hrs to 24.00 hours							

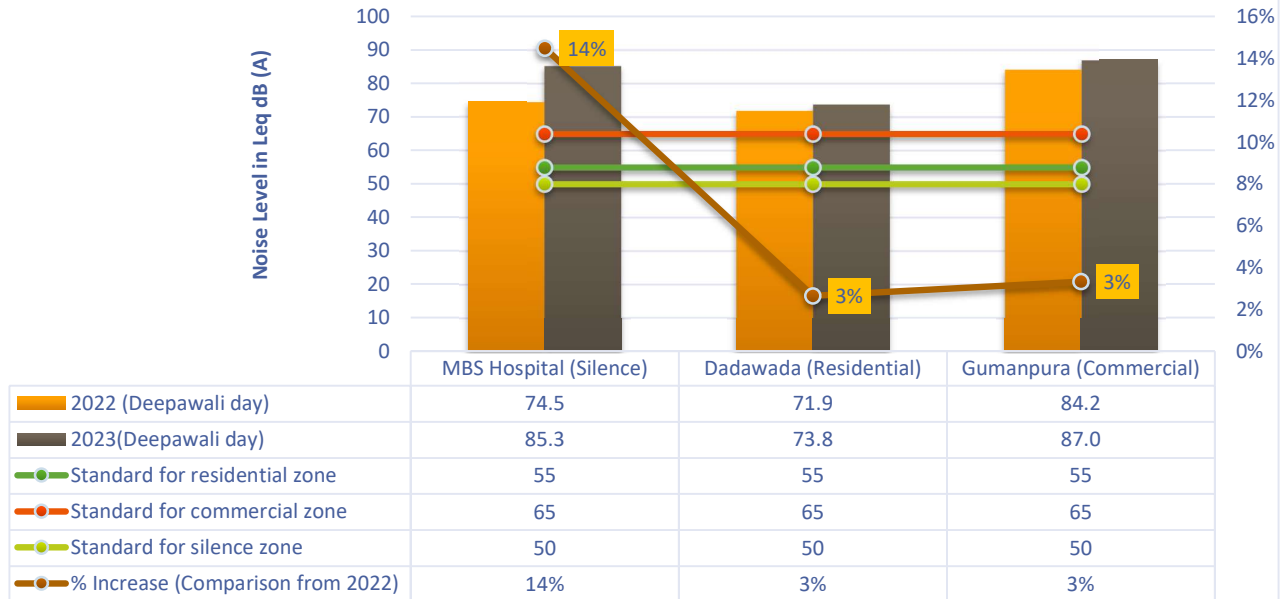
On Deepawali day 2023, in comparison to 2022, the noise level in Leq dB(A) during day and night time has been increased at all monitoring locations.

On Deepawali Day 2023, in comparison to 2022, the highest percentage increment in noise level i.e. 14% has been observed at M.B.S. Hospital (Silence) during day time.

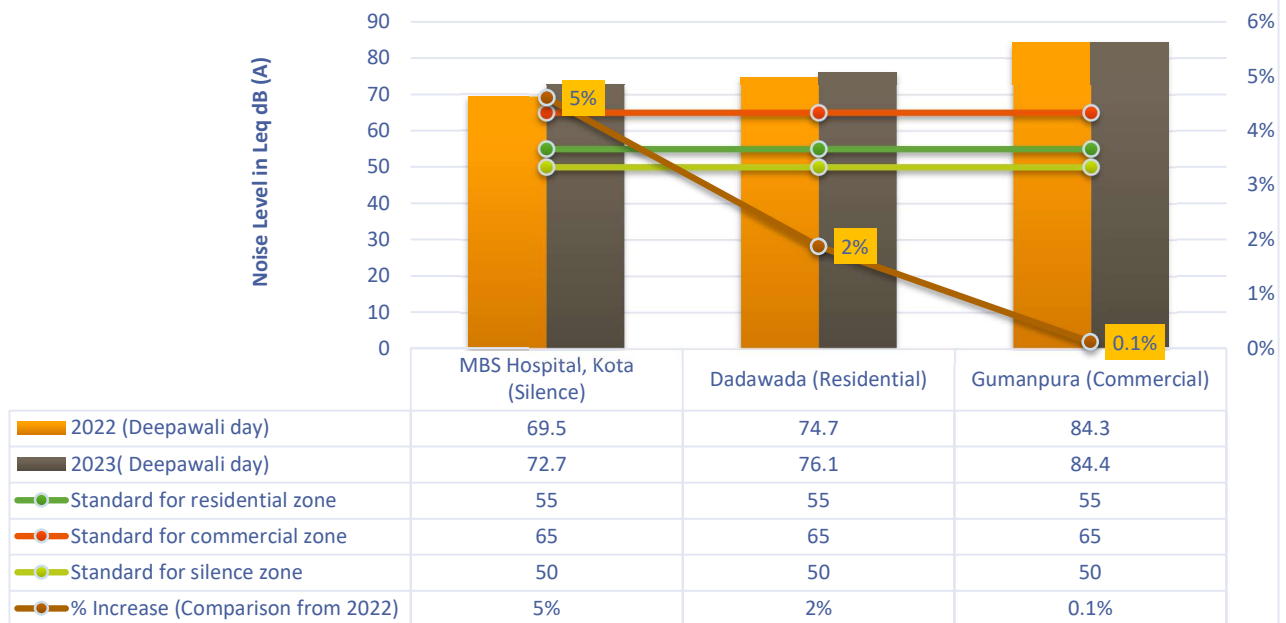
Rajasthan State Pollution Control Board

Deepawali Festival Noise Monitoring Report, 2023

Noise Level in Leq dB(A) in Kota on Deepawali day during day time



Noise Level in Leq dB(A) in Kota on Deepawali day during night time



Rajasthan State Pollution Control Board

Deepawali Festival Noise Monitoring Report, 2023

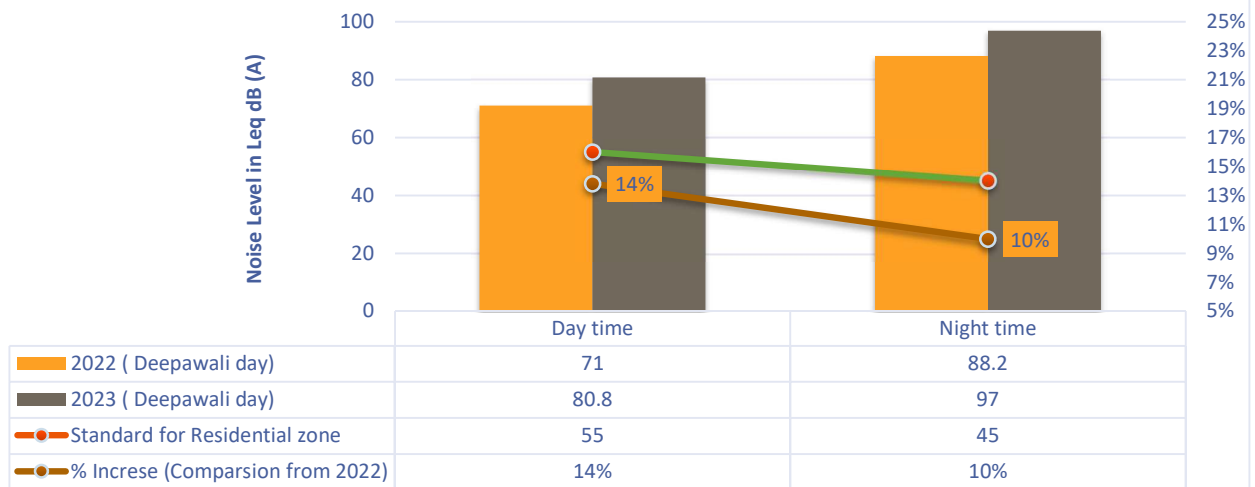
Nagaur

In Nagaur, Noise level monitoring was carried out at one location namely- Kumharidarwaza road, Staff Colony, near Manasar Circle, Nagaur (Residential).

S.No.	Name of the Station	GPS coordinates of the location	Day/ Night	Pre-Deepawali Day		On Deepawali	
				(All values are in Leq dB(A))			
				2022	2023	2022	2023
1.	Kumhari darwaza road, Staff Colony, near Manasar Circle, Nagaur (R)	27°11'26.0"N 73°43'45.7"E	Day Time	70.4	60.7↓	71	80.8↑
			Night Time	61.3	54.4↓	88.2	97.0↑
Area Designation: (R) – Residential							
Prescribed Standards in Leq dB: (C) – (R) - 55 (Day time) 45 (night time)							
Day Time – 06.00 hrs to 22.00 hrs and Night time – 22.00 hrs to 24.00 hours							

On Deepawali Day 2023, in comparison to 2022, the percentage of noise level in Leq dB (A) has been increased during day time by 14% and during night time by 10%.

Noise Level in Leq dB(A) in Nagaur on Deepawali



Rajasthan State Pollution Control Board

Deepawali Festival Noise Monitoring Report, 2023

Pali

In Pali city, Noise level monitoring was carried out at three locations namely- Near M/s Maharaja Shree Umaid Mills (Residential), Surajpol, Nahar Bus stand, near Banguar College (Commercial) and Govt. Bangur Hospital (Silence).

S.No.	Name of the Station	GPS coordinates of the location	Day/ Night	Pre-Deepawali Day		On Deepawali	
				(All values are in Leq dB(A))			
				2022	2023	2022	2023
1.	Near M/s Maharaja Shree Umed Mills, Pali (R)	25°47'23.2"N 73°19'21.5"E	Day Time	53.9	54.5↑	62.9	64.6↑
			Night Time	47.1	51.4↓	67.3	65.6↓
2.	Nahar Bus Stand, Near Banguar college, Pali (C)	25°77'27.7"N 73°33'61.8"E	Day Time	68.0	69.0↑	76.3	75.7↓
			Night Time	55.0	63.0↑	81.1	95.1↑
3.	Govt. Bangur Hospital, Pali (S)	25°46'37.4"N 73°19'53.9"E	Day Time	62.8	56.3↓	73	76.2↑
			Night Time	57.6	55.0↓	85.1	83.7↓
Area Designation: (C) – Commercial, (R) – Residential, (S) – Silence							
Prescribed Standards in Leq dB: (C) – 65 (Day time) 55 (night time); (R) - 55 (Day time) 45 (night time) and (S) - 50 (Day time) 40 (night time)							
Data under prescribed standards is highlighted							
Day Time – 06.00 hrs to 22.00 hrs and Night time – 22.00 hrs to 24.00 hours							

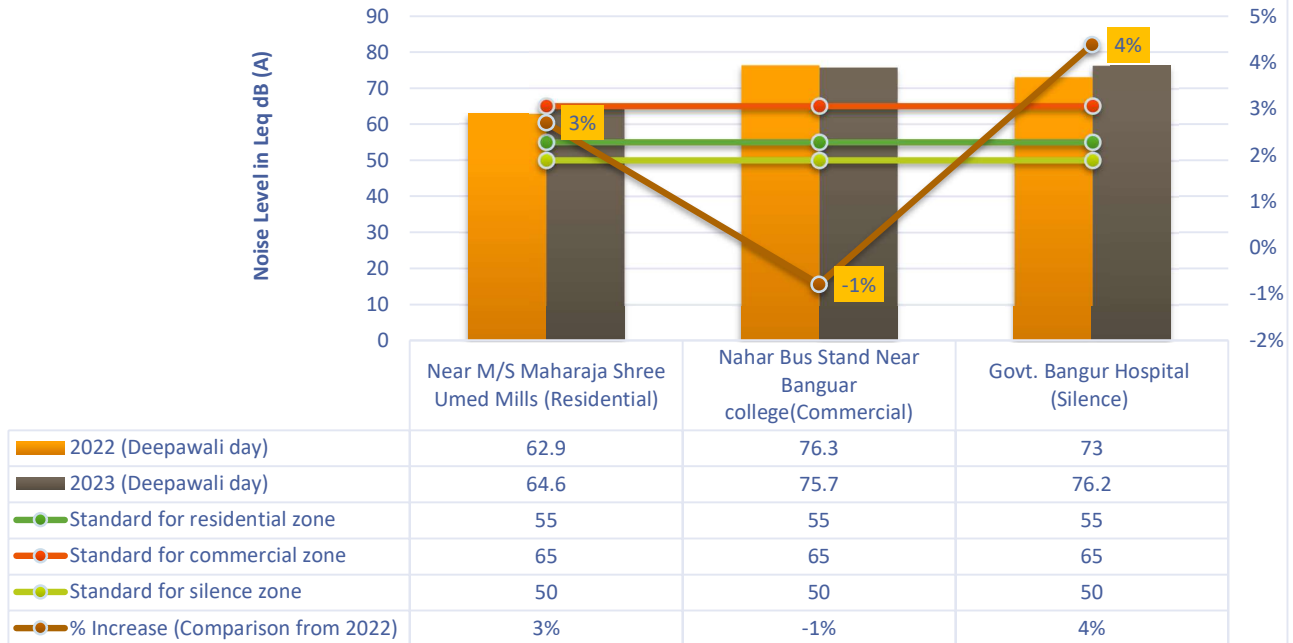
On Deepawali day 2023, in comparison to 2022, the noise level in Leq dB(A) has been increased at Residential & Silence location during day time and at commercial location during night time.

On Deepawali Day 2023, in comparison to 2022, the highest percentage reduction noise level i.e. 3% has been observed at M/s Maharaja Shree Umaid Mills (Residential) during night time and highest percentage increment in noise level i.e. 17% has been observed at Nahar Bus stand, near Banguar college (Commercial) during night time.

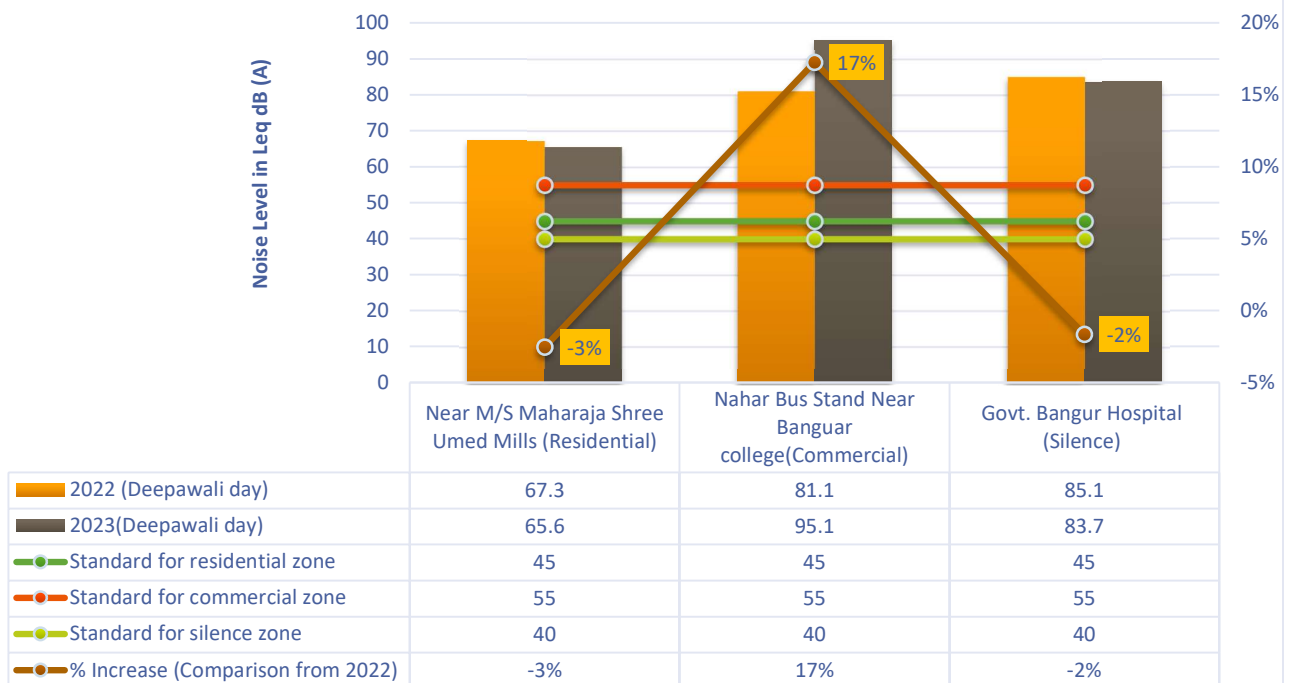
Rajasthan State Pollution Control Board

Deepawali Festival Noise Monitoring Report, 2023

Noise Level in Leq dB(A) in Pali on Deepawali day during day time



Noise Level in Leq dB(A) in Pali on Deepawali day during night time



Rajasthan State Pollution Control Board Deepawali Festival Noise Monitoring Report, 2023

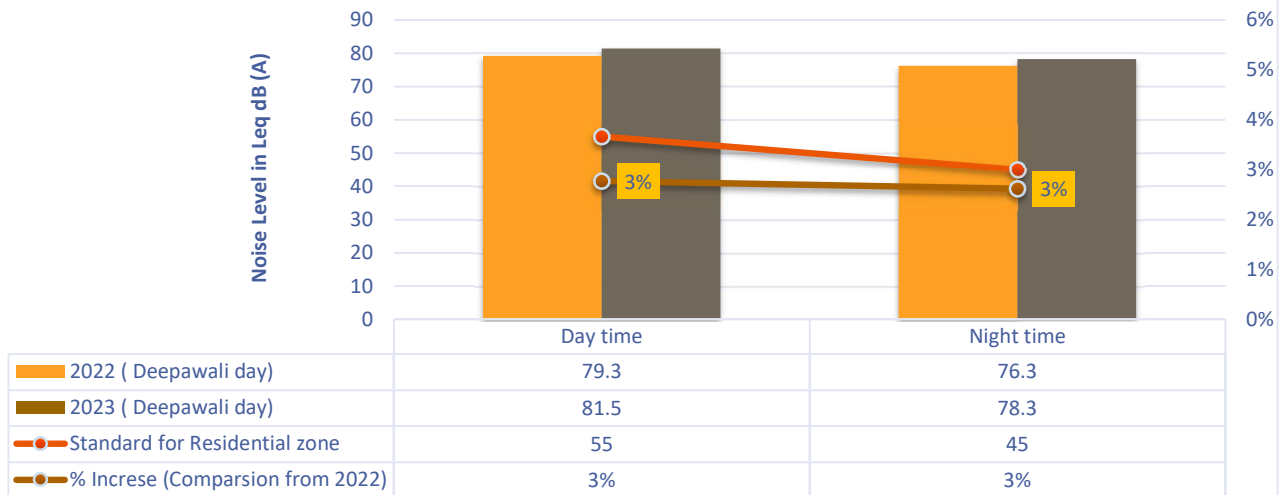
Rajsamand

In Rajsamand, Noise level monitoring was carried out at one location namely J.K. Circle, Rajsamand (Residential).

S.No.	Name of the Station	GPS coordinates of the location	Day/ Night	Pre-Deepawali Day		On Deepawali	
				(All values are in Leq dB(A))			
				2022	2023	2022	2023
1.	J.K. Circle (R)	28°06'19.0"N 75°23'07.0"E	Day Time	60.5	53.3↓	79.3	81.5↑
			Night Time	59.1	48.0↓	76.3	78.3↑
Area Designation: (R) – Residential							
Prescribed Standards in Leq dB: (R) - 55 (Day time) 45 (night time)							
Data under prescribed standards is highlighted							
Day Time – 06.00 hrs to 22.00 hrs and Night time – 22.00 hrs to 24.00 hours							

On Deepawali Day 2023, in comparison to 2022, the percentage of noise level in Leq dB (A) has been increased during day and night time by 3%.

Noise Level in Leq dB(A) in Rajsamand on Deepawali



Rajasthan State Pollution Control Board

Deepawali Festival Noise Monitoring Report, 2023

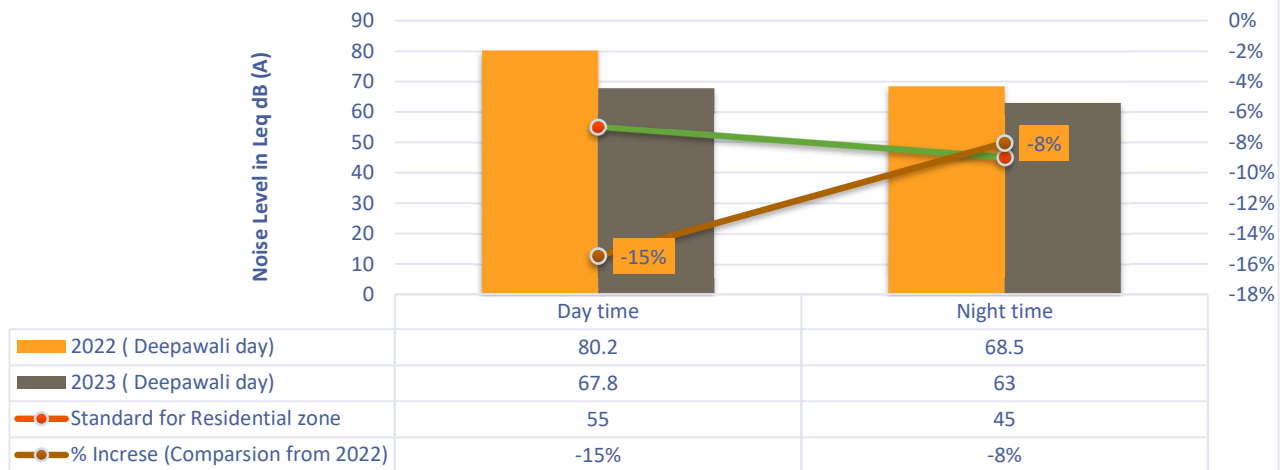
Swaimadhapur

In Swaimadhapur, Noise level monitoring was carried out at one location namely Regional Office, RSPCB (Residential).

S.No.	Name of the Station	GPS coordinates of the location	Day/ Night	Pre-Deepawali Day		On Deepawali	
				(All values are in Leq dB(A))			
				2022	2023	2022	2023
1.	Regional Office, RSPCB, Swai Madhopur (R)	26°01'42.7"N 76°21'16.7"E	Day Time	59.0	64.7↑	80.2	67.8↓
			Night Time	51.7	52.0↑	68.5	63.0↓
Area Designation: (R) – Residential							
Prescribed Standards in Leq dB: (R) - 55 (Day time) 45 (night time)							
Day Time – 06.00 hrs to 22.00 hrs and Night time – 22.00 hrs to 24.00 hours							

On Deepawali Day 2023, in comparison to 2022, the percentage of noise level in Leq dB (A) has been decreased during day time by 15% and during night time by 8%.

Noise Level in Leq dB(A) in Sawaimadhapur Deepawali



Rajasthan State Pollution Control Board **Deepawali Festival Noise Monitoring Report, 2023**

Sikar

In Sikar city, Noise level monitoring was carried out at two locations namely - Shivsinghpura Housing Board, Nawalgarh Road (Residential) and Near Hotel Fortune Blue, Piprali Road (Commercial).

S.No.	Name of the Station	GPS coordinates of the location	Day/ Night	Pre-Deepawali Day		On Deepawali	
				(All values are in Leq dB(A))			
				2022	2023	2022	2023
1.	Near Hotel Fortune Blue, Piprali Road, Sikar (C)	27°38'27.1"N 75°10'06.6"E	Day Time	72.5	75.1↑	75	80.8↑
			Night Time	67.4	66.1↓	75.6	83.4↑
2.	Shivsinghpura Housing Board, Nawalgarh Road, Sikar (R)	27°37'19.1"N 75°09'33.5"E	Day Time	57.4	60.4↑	69.1	68.7↓
			Night Time	48.3	58.1↑	68.9	62.9↓
Area Designation: (C) – Commercial, (R) – Residential							
Prescribed Standards in Leq dB: (C) – 65 (Day time) 55 (night time); (R) - 55 (Day time) 45 (night time)							
Day Time – 06.00 hrs to 22.00 hrs and Night time – 22.00 hrs to 24.00 hours							

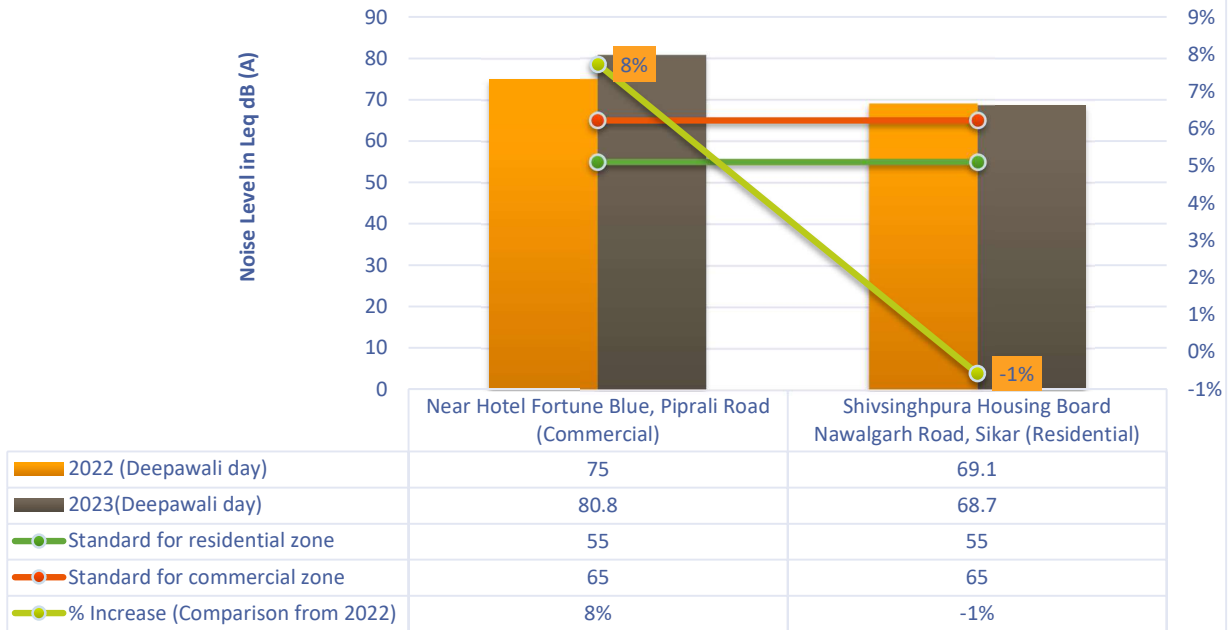
On Deepawali day 2023, in comparison to 2022, the noise level in Leq dB(A) has been increased at commercial location both during day and night time and decreased at Residential location both during day time & night time.

On Deepawali Day 2023, in comparison to 2022, the highest percentage reduction in noise level i.e. 9 % has been observed at Shivsinghpura Housing Board (Residential) during night time and highest percentage increment in noise level i.e. 10 % has been observed at Near Hotel Fortune Blue, Piprali Road, Sikar (Commercial) during night time.

Rajasthan State Pollution Control Board

Deepawali Festival Noise Monitoring Report, 2023

Noise Level in Leq dB(A) in Sikar on Deepawali day during day time



Noise Level in Leq dB(A) in Sikar on Deepawali day during night time



Rajasthan State Pollution Control Board Deepawali Festival Noise Monitoring Report, 2023

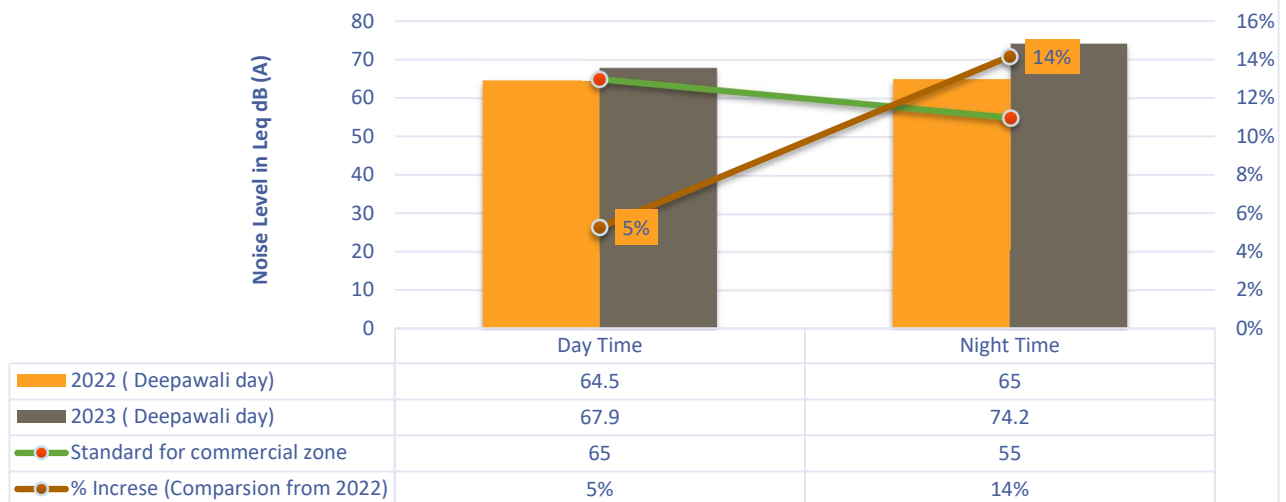
Sirohi

In Sirohi, Noise level monitoring was carried out at one location namely - Bus stand, Sirohi (Commercial).

S.No.	Name of the Station	GPS coordinates of the location	Day/ Night	Pre-Deepawali Day		On Deepawali	
				(All values are in Leq dB(A))			
				2022	2023	2022	2023
1.	Bus Stand, Sirohi (C)	24°52'51.2"N 72°51'34.2"E	Day Time	63.5	59.1↓	64.5	67.9↑
			Night Time	56.9	62.9↑	65	74.2↑
Area Designation: (C) – Commercial							
Prescribed Standards in Leq dB: (C) – 65 (Day time) 55 (night time)							
Data under prescribed standards is highlighted							
Day Time – 06.00 hrs to 22.00 hrs and Night time – 22.00 hrs to 24.00 hours							

On Deepawali Day 2023, in comparison to 2022, the percentage of noise level in Leq dB (A) has been increased during day time by 5% and during night time by 14%.

Noise Level in Leq dB(A) in Sirohi on Deepawali



Rajasthan State Pollution Control Board

Deepawali Festival Noise Monitoring Report, 2023

Udaipur

In Udaipur city, Noise level monitoring was carried out at three locations namely - Near Suraj Pole Gate (Commercial), M.B. Hospital, (Silence) and Amba Mata Scheme (Residential).

S.No.	Name of the Station	GPS coordinates of the location	Day/ Night	Pre-Deepawali Day		On Deepawali	
				(All values are in Leq dB(A))			
				2022	2023	2022	2023
1.	Near Suraj Pole Gate, Udaipur (Commercial)	24°34'46"N 73°41'46"E	Day Time	70.3	72.0↓	75.8	77.1↑
			Night Time	71.0	65.4↓	73.6	73.5↓
2.	M.B. Hospital, Udaipur (Silence)	24°35'17.0"N 73°41'29"E	Day Time	68.8	68.2↓	77.4	81.8↑
			Night Time	64.9	55.2↓	72.6	73.0↑
3.	Amba Mata Scheme, Udaipur (Residential)	24°35'08"N 73°40'30.0"E	Day Time	67.7	71.8↑	73.6	86.6↑
			Night Time	65.9	56.8↓	76.2	84.7↑
Area Designation: (C) – Commercial, (R) – Residential, (S) – Silence							
Prescribed Standards in Leq dB: (C) – 65 (Day time) 55 (night time); (R) - 55 (Day time) 45 (night time) and (S) - 50 (Day time) 40 (night time)							
Day Time – 06.00 hrs to 22.00 hrs and Night time – 22.00 hrs to 24.00 hours							

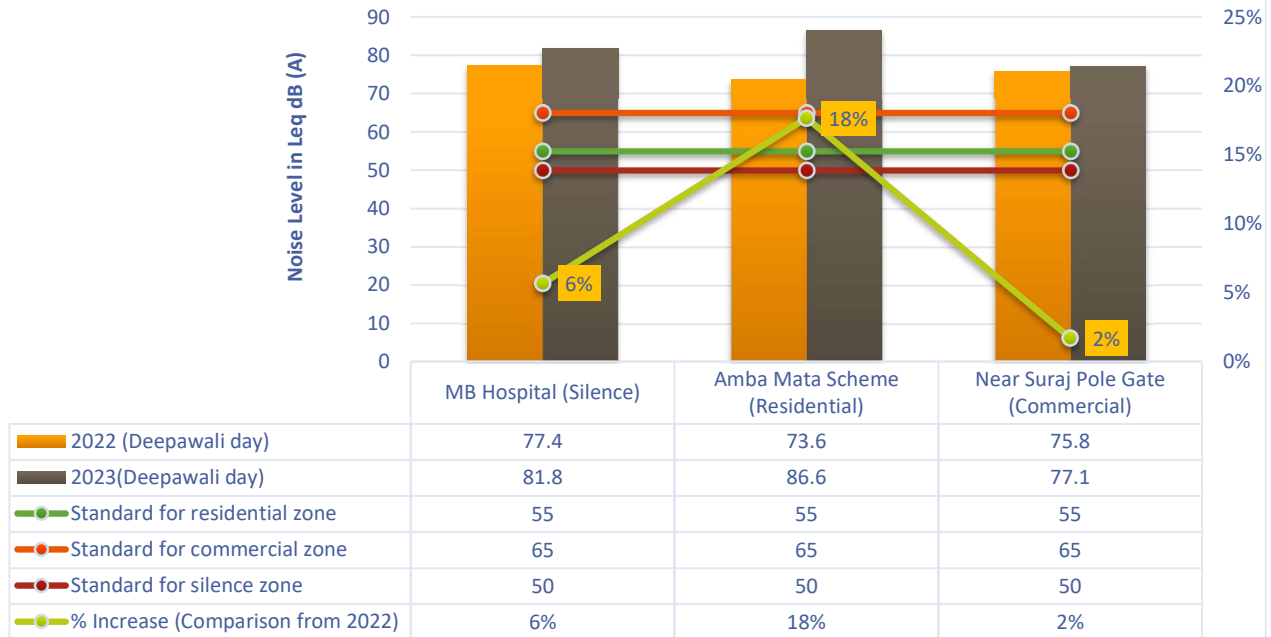
On Deepawali Day 2023, in comparison to 2022, the noise level in Leq dB (A) during day and night time has been increased at all monitoring locations except at Near Suraj Pole Gate, Udaipur during night time.

On Deepawali Day 2023, in comparison to 2022, the highest percentage increment in noise level (18%) has been observed at Amba Mata Scheme, during day time.

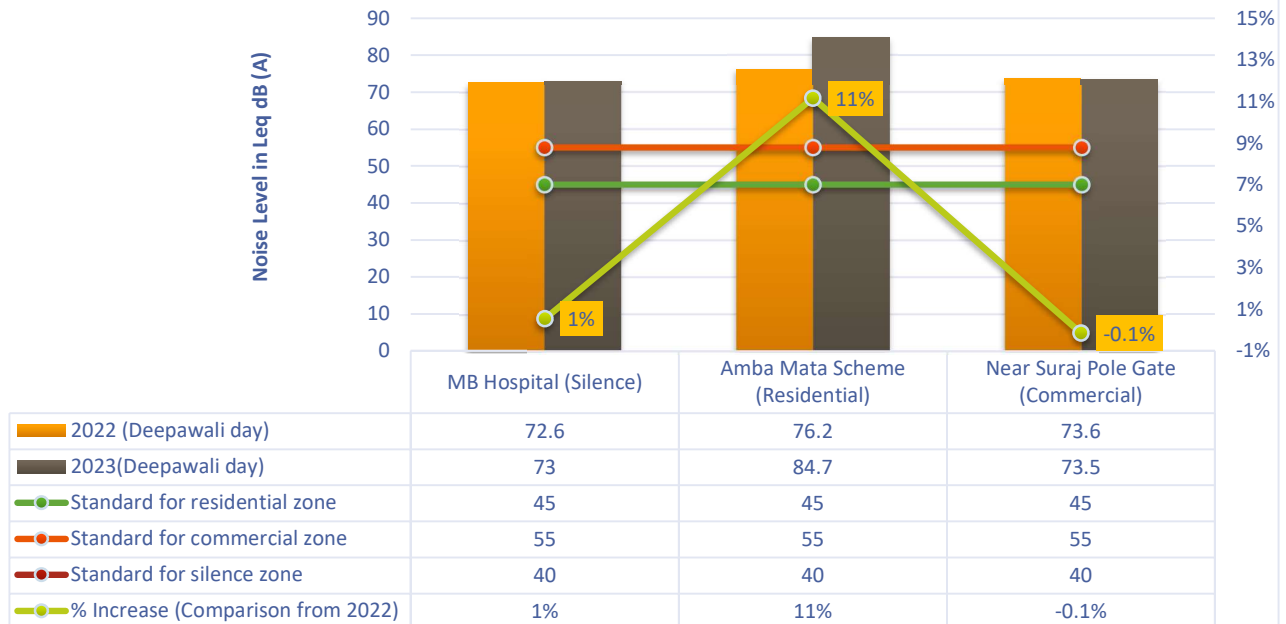
Rajasthan State Pollution Control Board

Deepawali Festival Noise Monitoring Report, 2023

Noise Level in Leq dB(A) in Udaipur on Deepawali day during day time



Noise Level in Leq dB(A) in Udaipur on Deepawali day during night time



Rajasthan State Pollution Control Board

Deepawali Festival Noise Monitoring Report, 2023

Conclusion:

Noise Level Monitoring was conducted on **06.11.2023 (pre-Deepawali Day) & 12.11.2023 (On Deepawali Day)** at 56 different locations in twenty-four cities of Rajasthan.

- On comparison of noise levels of 2022 & 2023, On Pre-Deepawali the highest decrease in the percentage of noise level in Leq dB (A) has observed at J.K. Circle, Rajsamand (19%) during night time and Bell Tower, Near 1st Railway Crossing, Balotra (18%) during day time in Rajasthan.
- On comparison of noise levels of 2022 & 2023, On Pre-Deepawali the highest increase in the percentage of noise level in Leq dB (A) has observed at Regional office Hanumangarh (26%) during night time and Jeetmal Harish Kumar Upper Primary School no. 2, Balotra (25%) during day time in Rajasthan.
- On comparison of noise levels of 2022 & 2023, On Deepawali the highest decrease in the percentage of noise level in Leq dB (A) has observed at Regional office Hanumangarh (21%) during night time and Raja Park (Jaipur) (19%) during day time in Rajasthan.
- On comparison of noise levels of 2022 & 2023, On Deepawali the highest increase in the percentage of noise level in Leq dB (A) has observed at Bus Stand, Jhalawar (37%) during night time and Near Home Guard Office, Kumbha Nagar, Chittorgarh (22%) during day time in Rajasthan.
- On comparison of noise monitoring levels of Pre-Deepawali Day and Deepawali Day in 2023, increase in noise level was observed on Deepawali Day at all 56 locations during day time and night time from Pre-Deepawali Day to Deepawali Day except Regional Office, Balotra during day time.
- On the occasion of the Deepawali Festival in 2023, out of the 56 monitored locations, only twelve locations have complied the Noise Standards prescribed under the provisions of Noise Pollution (Regulation & Control) Rules, 2000. Detail is given in the **Table-A**
- Industrial locations- **Sitapura, Jaipur and VKIA, Jaipur** have met the prescribed standards during Pre-Deepawali & On Deepawali Monitoring, 2023 except at one time i.e. VKIA, Jaipur, Deepawali day, night time.
- Commercial location- **Rajapark, Jaipur** has met the prescribed standards during Pre-Deepawali & On Deepawali Monitoring, 2023 except at one time i.e. on Deepawali day, night time.

Rajasthan State Pollution Control Board

Deepawali Festival Noise Monitoring Report, 2023

Table-A		
	During Day Time	During Night Time
On pre-Deepawali Day (06.11.2023)	<ul style="list-style-type: none"> ➤ Sitapura, Jaipur ➤ Raja Park, Jaipur ➤ VKIA, Jaipur ➤ Near M/s Maharaja Shree Umed Mills, Pali ➤ Shastri Nagar, Police Station, Jodhpur ➤ Khadi Gramoday Samiti, Heeradas, Bharatpur ➤ Regional Office, Balotra ➤ Public Park, Chittorgarh ➤ Bus Stand, Sirohi ➤ J.K. Circle, Rajsamand 	<ul style="list-style-type: none"> ➤ Mansarovar, Jaipur ➤ Sitapura, Jaipur ➤ Raja Park, Jaipur ➤ VKIA, Jaipur ➤ Near Collectorate, Jaisalmer
On Deepawali Day (12.11.2023)	<ul style="list-style-type: none"> ➤ Sitapura, Jaipur ➤ Raja Park, Jaipur ➤ Regional Office, Balotra ➤ VKIA, Jaipur 	<ul style="list-style-type: none"> ➤ Sitapura, Jaipur

Rajasthan State Pollution Control Board

Deepawali Festival Noise Monitoring Report, 2023

Recommendations: -

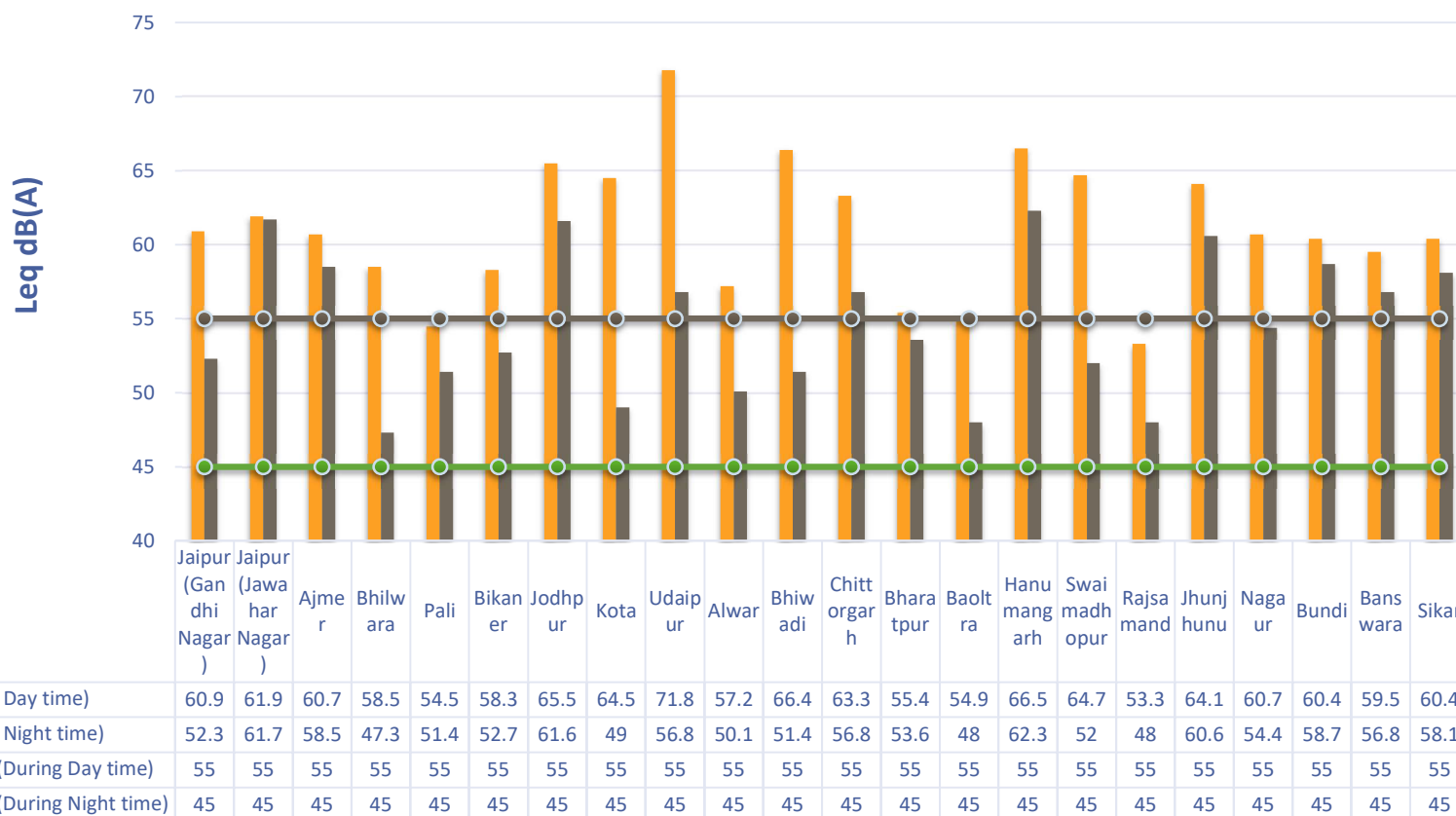
1. The noise standards for firecrackers were notified by MoEF under the Environment (Protection) (Second Amendment) Rules, 1999 vide G.S.R.682(E), dated the 5th October, 1999 and inserted as serial no.89 of Schedule I of the Environment (Protection) Rules, 1986. Subsequently these rules were amended by the amended by the Environment (Protection) Second Amendment Rules, 2006 vide G.S.R 640(E), dated the 16th October 2006, under the Environment (Protection) Act, 1986 guidelines should be followed by the manufacturer and the Department of Explosives to implement the standards.
2. As per Noise Pollution (Regulation and control) Rules 2000 as amended, the State Government shall take measures for abatement of air noise emanating from various zones during Deepawali day festival and ensure that the existing level do not exceed the Ambient Noise Standards.
3. All concerned agencies like electronic, print media, State Governments and Educational institutions and NGOs should create awareness among students and public at large to avoid bursting of fire crackers to reduce during festival of Deepawali.
4. The order of the Hon'ble Supreme Court of India, dated September 27, 2001, prohibiting the use of fireworks between 10.00 pm and 06.00 a.m. should be strictly enforced.
5. Enforcement of legal action on un-authorized manufacturing, processing and selling of fireworks should be strictly ensured.
6. Designed places for burning of fire-crackers/fireworks may be identified by the local authority, so that fire- crackers could be played at community level and not at individual houses.
7. Recognition for fire-crackers noise under criteria of cruelty to animals should be incorporated under relevant acts and rules.
8. As per Noise Regulation Rules 2000, sound emitting crackers shall not be burst in silence zone during night time.
9. Green crackers with low emissions and sound level certified by CSIR – NEERI should be promoted.
10. Other than firecrackers, major noise generating source on the occasion of Deepawali festival is traffic/vehicular movement. Therefore, traffic police should control the traffic/vehicular movement during Deepawali festival.

Rajasthan State Pollution Control Board

Deepawali Festival Noise Monitoring Report, 2023



Noise Level in Leq dB (A) at Residential Zones of Rajasthan on Pre Deepawali Day during Day Time and Night Time, 2023

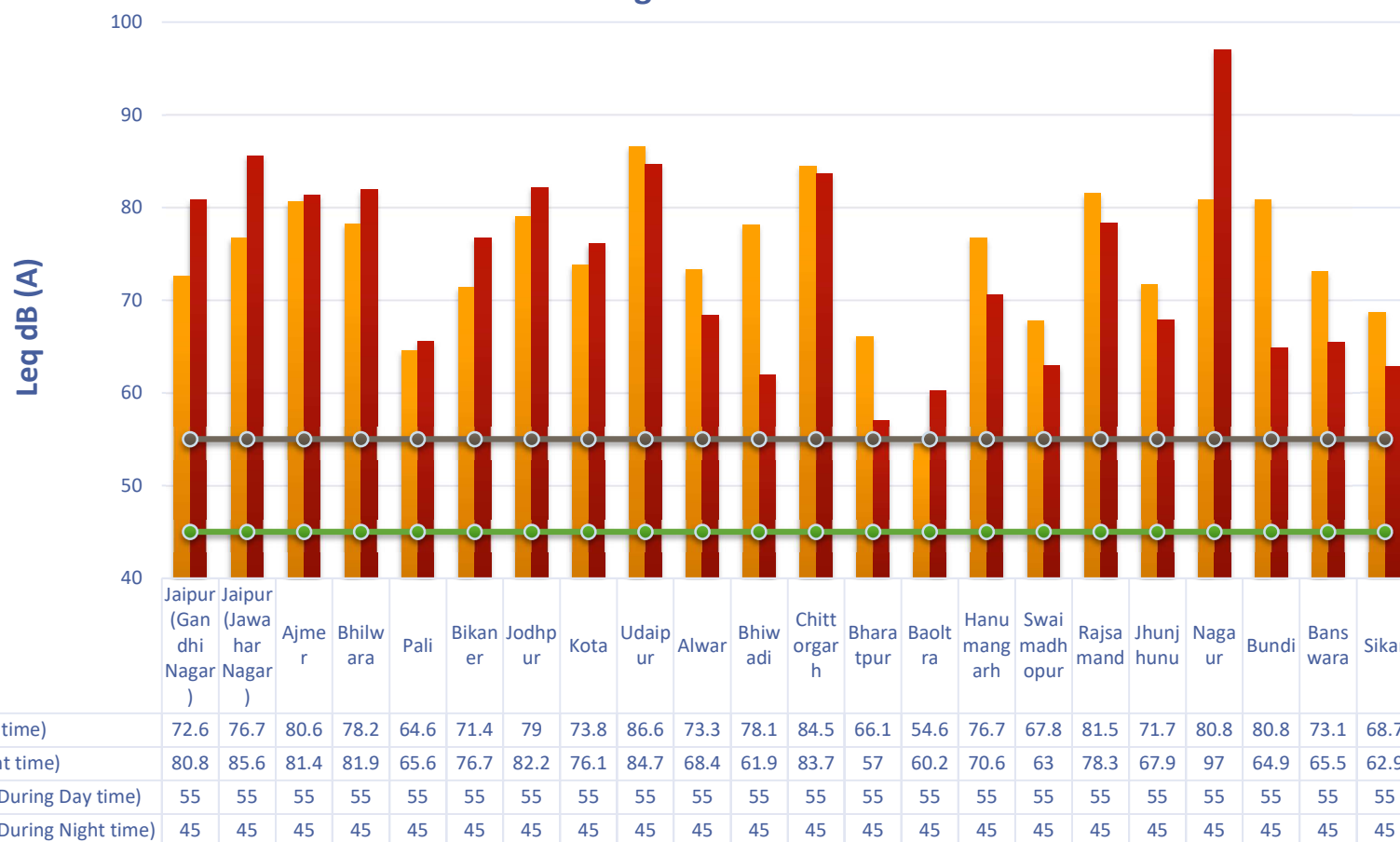


Rajasthan State Pollution Control Board

Deepawali Festival Noise Monitoring Report, 2023



Noise Level in Leq dB (A) at Residential Zones of Rajasthan on Deepawali Day during Day Time and Night Time

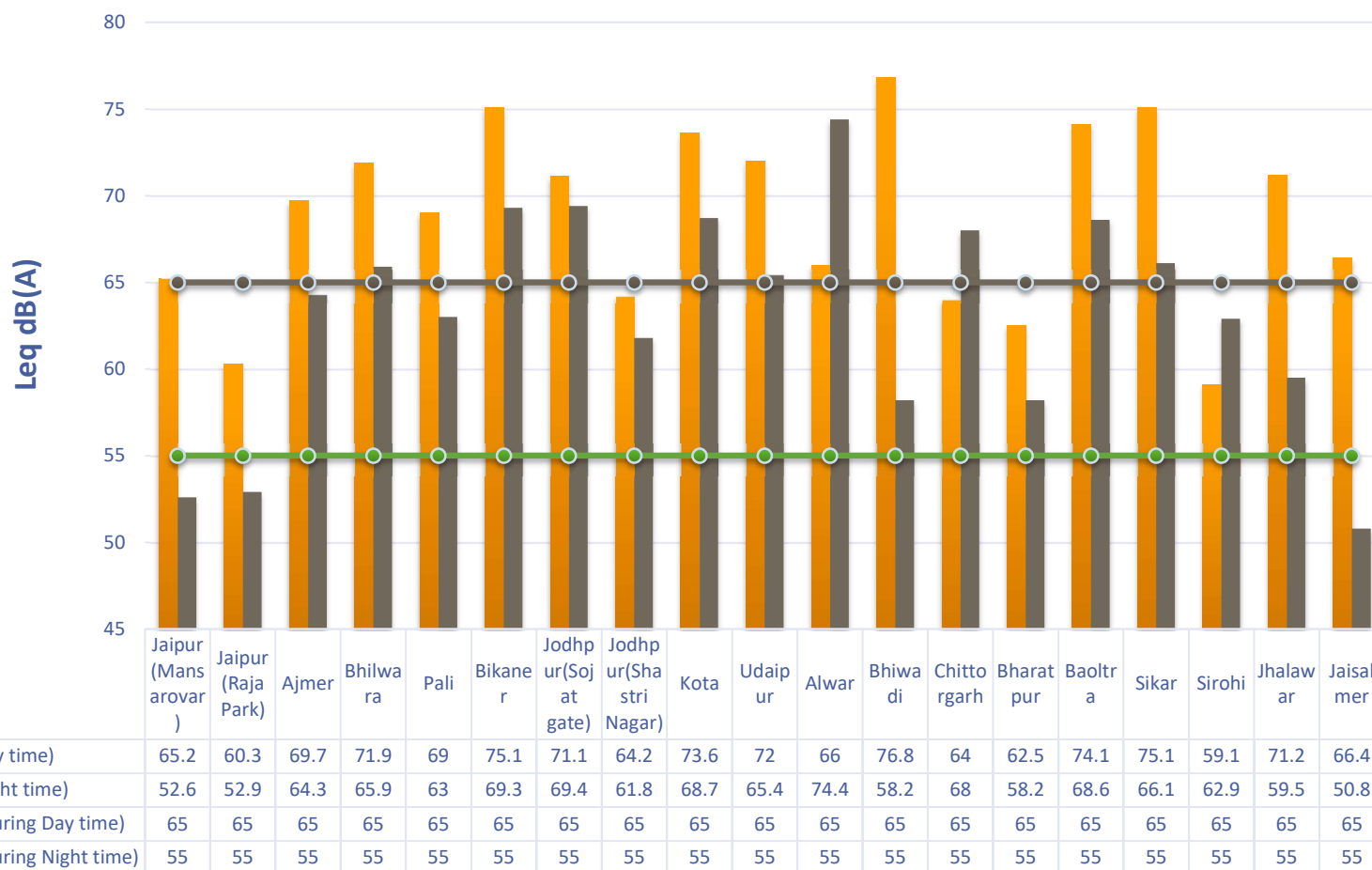


Rajasthan State Pollution Control Board

Deepawali Festival Noise Monitoring Report, 2023



Noise Level in Leq dB (A) at Commercial Zones of Rajasthan on Pre Deepawali Day during Day Time and Night Time

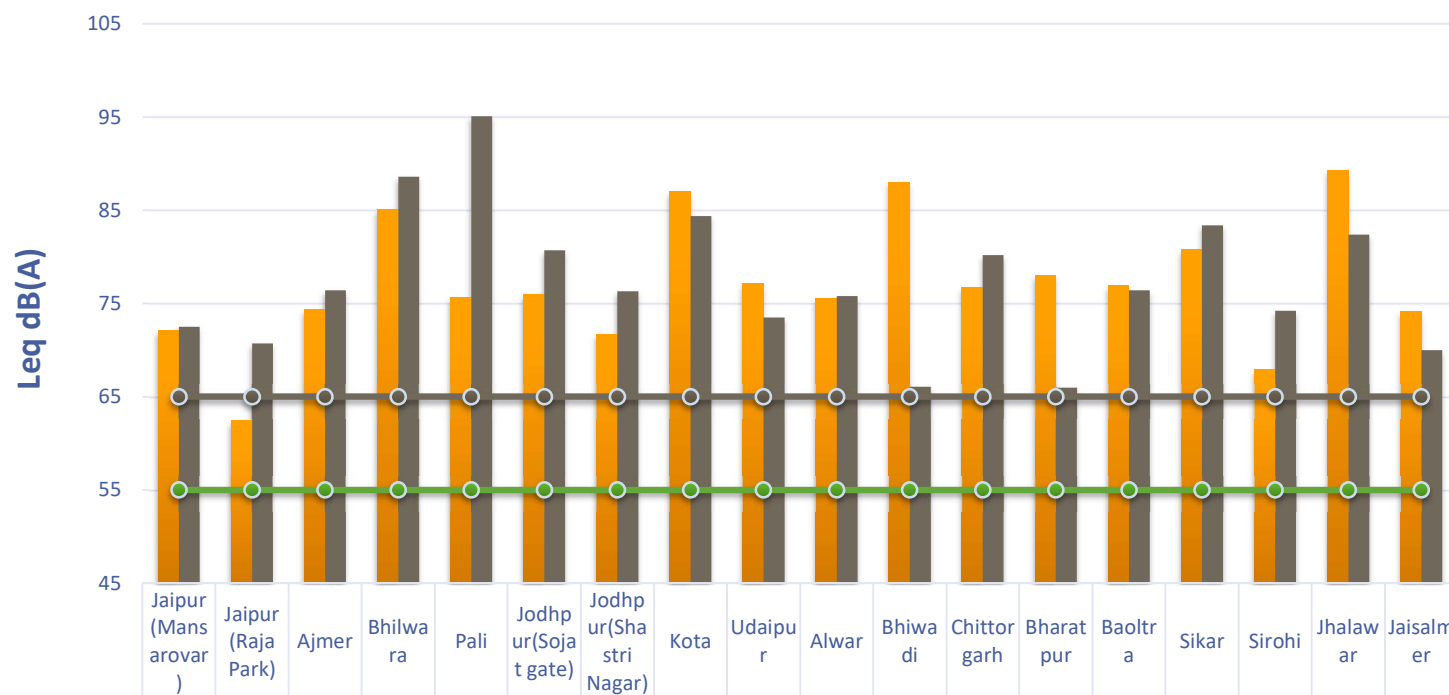


Rajasthan State Pollution Control Board

Deepawali Festival Noise Monitoring Report, 2023



Noise Level in Leq dB (A) at Commercial Zones of Rajasthan on Deepawali Day during Day Time and Night Time



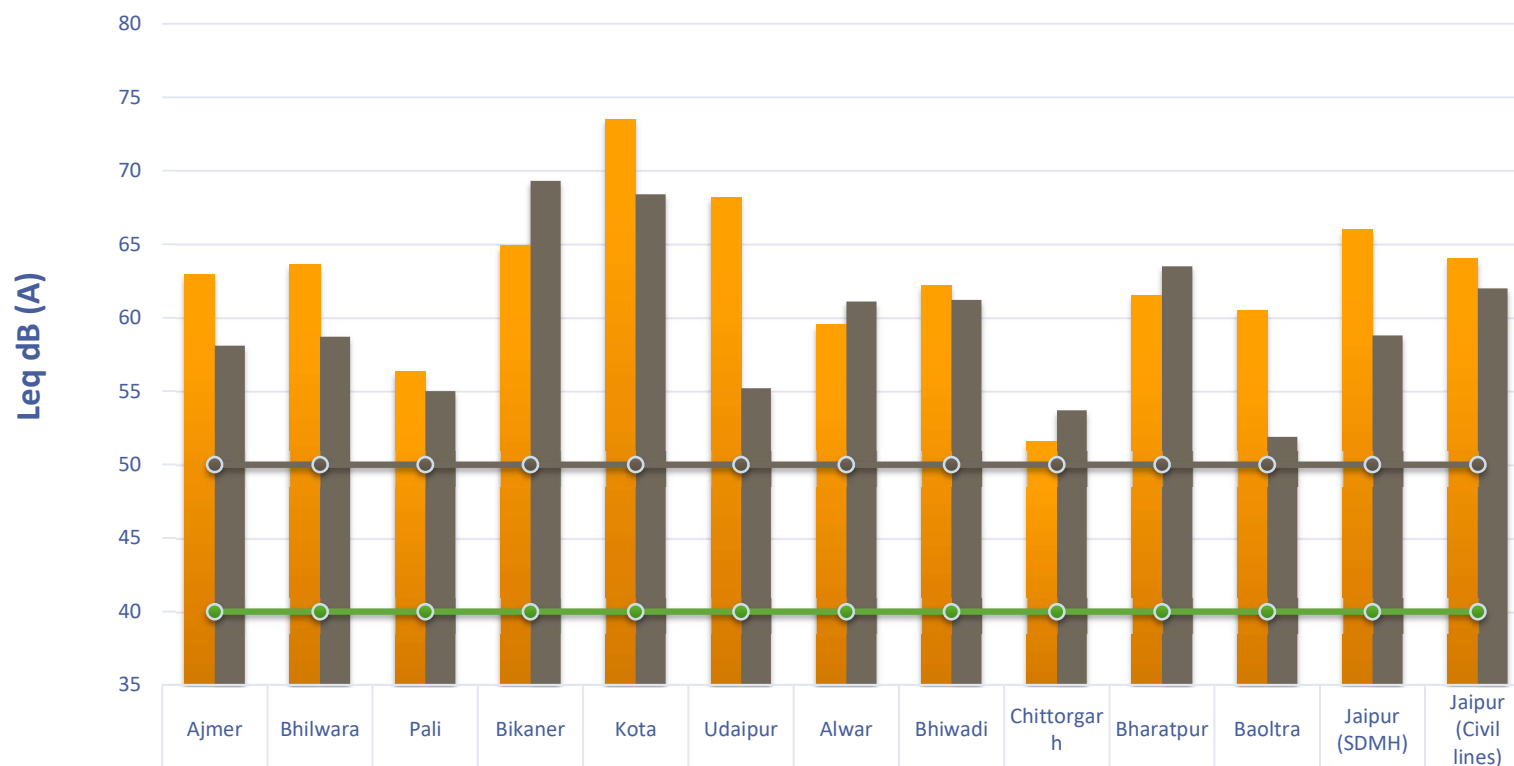
Axis Title

Rajasthan State Pollution Control Board

Deepawali Festival Noise Monitoring Report, 2023



Noise Level in Leq dB (A) at Silence Zones of Rajasthan on Pre Deepawali Day during Day Time and Night Time



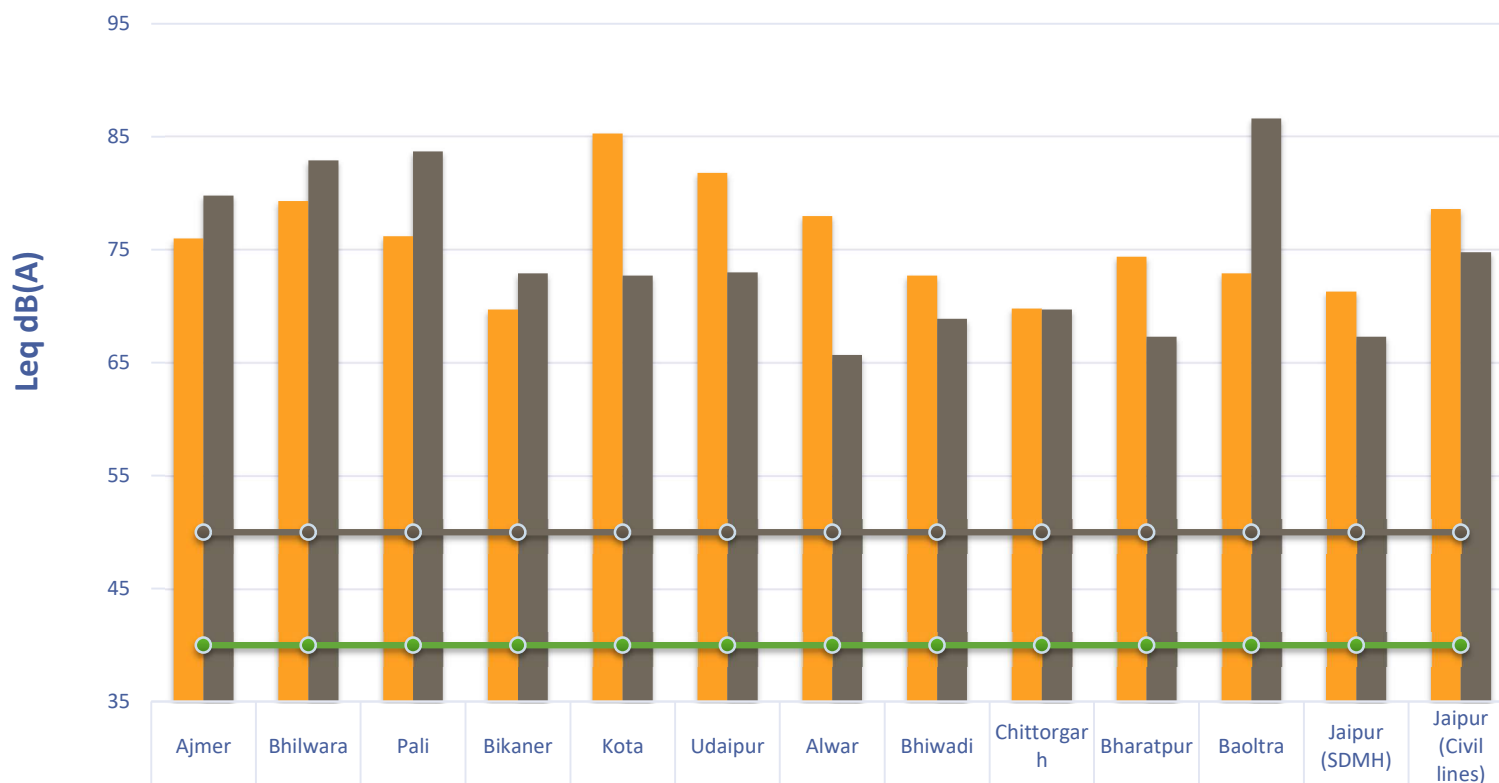
On Pre Deepawali Day (During Day time)	62.9	63.6	56.3	64.9	73.5	68.2	59.5	62.2	51.6	61.5	60.5	66	64
On Pre Deepawali Day (During Night time)	58.1	58.7	55	69.3	68.4	55.2	61.1	61.2	53.7	63.5	51.9	58.8	62
Standard for Silence zone (During Day time)	50	50	50	50	50	50	50	50	50	50	50	50	50
Standard for Silence zone (During Night time)	40	40	40	40	40	40	40	40	40	40	40	40	40

Rajasthan State Pollution Control Board

Deepawali Festival Noise Monitoring Report, 2023



Noise Level in Leq dB (A) at Silence Zones of Rajasthan on Deepawali Day during Day Time and Night Time



Comparative Data of Noise Level Monitoring in Leq dB(A)

					Percentage Change W.R.T.																	
S.No.	City Name	Name of Monitoring location	STANDARD LIMITS in dB(A) Leq*	Day/ Night Time	2017		2018		2019		2020		2021		2022		2023		2021		2022	
					Pre- Deepawali Day	Deepawali Day	Pre- Deepawali Day	Deepawali Day	Pre- Deepawali Day	Deepawali Day	Pre- Deepawali Day	Deepawali Day	Pre- Deepawali Day	Deepawali Day	Pre- Deepawali Day	Deepawali Day	Pre- Deepawali Day	Deepawali Day	Pre- Deepawali Day	Deepawali Day	Pre- Deepawali Day	Deepawali Day
1	Jaipur	Gandhi Nagar (Residential)	55	Day Time	59.7	71.2	57.5	77.5	57.6	79.4	68.2	67.7	63.9	68	67.3	76	60.9	72.6	-5	7	-10	-4
45			Night Time	54.4	73.9	54.5	83.0	53.5	97.3	61.5	66.8	59.3	69.8	60.2	72.6	52.3	80.8	-12	16	-13	11	
2		Jawahar Nagar (Residential)	55	Day Time	68.8	74.5	63.8	65.3	63.6	75.5	55.9	60.3	60.8	75.2	64.2	82.3	61.9	76.7	2	2	-4	-7
			45	Night Time	56.2	82.5	59.9	73.6	55.5	84.3	51.5	60.1	55.5	78.7	62.1	92	61.7	85.6	11	9	-1	-7
3		Raja Park (Commercial)	65	Day Time	68.0	73.3	77.9	82.5	64.2	80.7	61.2	63.8	63.1	71.9	54.8	76.6	60.3	62.4	-4	-13	10	-19
			55	Night Time	62.8	77.4	69.6	83.7	67.9	77.1	59	70.1	64.3	78.4	50.9	81.3	52.9	70.7	-18	-10	4	-13
4		Mansarovar (Commercial)	65	Day Time	64.9	78.8	64.7	72.4	57.6	84.9	49.7	66.9	62.4	75.6	65.9	76.3	65.2	72.1	4	-5	-1	-6
			55	Night Time	61.2	79.1	60.3	76.5	55.0	73.3	44.6	63	58.1	73.8	60.5	77	52.6	72.5	-9	-2	-13	-6
5		SDM Hospital (Silence)	50	Day Time	80.8	73.2	63.8	70.7	65.8	70.2	62.9	60.2	65.7	67.4	65.1	67.8	66.0	71.3	1	6	1	5
			40	Night Time	70.3	84.7	59.7	70.5	61.2	74.2	57.9	59.2	59.7	68.5	60.2	70.9	58.8	67.3	-2	-2	-2	-5
6		Civil Lines (Silence)	50	Day Time	65.7	71.9	69.5	59.0	67.7	70.1	65.9	68.4	65.8	75.5	63.8	75.5	64.0	78.6	-3	4	0	4
			40	Night Time	69.7	77.7	63.1	59.4	62.7	71.3	62	67	60.3	76.3	56	84.3	62.0	74.8	3	-2	11	-11
7		VKIA (Industrial)	75	Day Time	—	—	—	—	—	—	—	—	—	—	66.3	69.3	66.8	72.1	-	-	1	4
			70	Night Time	—	—	—	—	—	—	—	—	—	—	63.4	72.3	65.7	72.5	-	-	4	0.3
8		Sitapura (Industrial)	75	Day Time	—	—	—	—	—	—	—	—	—	—	61.9	63.7	62.9	66.5	-	-	2	4
			70	Night Time	—	—	—	—	—	—	—	—	—	—	60.6	67.9	55.9	60.6	-	-	-8	-11

9	Ajmer	Kutchery Road, Ajmer (Commercial)	65	Day Time	—	—	—	—	—	—	—	68.85	72.39	71.74	73	69.7	74.4	1	3	-3	2		
			55	Night Time	—	—	—	—	—	—	—	69.93	76.03	65.88	77.7	64.3	76.4	-8	1	-2	-2		
10		Satellite Hospital Adarsh Nagar, Ajmer Silence Zone	50	Day Time	—	—	—	—	—	—	56.16	72.72	62.42	75.2	62.9	76.0	12	5	1	1			
			40	Night Time	—	—	—	—	—	—	—	55.12	73.66	63.83	75.9	58.1	79.8	5	8	-9	5		
11		Anand puri Dholabhata, Ajmer (Residential Zone)	55	Day Time	—	—	—	—	—	—	64.4	83.8	61.3	75.5	60.7	80.6	-6	-4	-1	7			
			45	Night Time	—	—	—	—	—	—	—	48.9	83	55.5	84.4	58.5	81.4	20	-2	5	-4		
12		Bhilwara	Porwal Hospital, Love Garden Road, R C Vyas Colony, Bhilwara (Silent Zone)	50	Day Time	—	—	—	—	—	—	65.1	71.2	64.6	67.6	63.6	79.3	-2	11	-2	17		
				40	Night Time	—	—	—	—	—	—	60.7	76.0	55.8	80.7	58.7	82.9	-3	9	5	3		
13			Near C-209, Azad Nagar, Bhilwara (Residential)	55	Day Time	67.0	84.4	56.4	69.1	70.5	88.5	51.6	61.9	59.7	73.9	56.6	79.3	58.5	78.2	-2	6	3	-1
				45	Night Time	64.8	89.8	50.4	66.9	69.9	93.0	49.2	58.2	52.8	75.8	50.7	80.2	47.3	81.9	-10	8	-7	2
14	Near Kumbha Circle, Azad Nagar, Bhilwara (Commercial)		65	Day Time	67.3	83.8	78.6	77.3	65.6	73.4	70.8	75.9	70.4	74.5	73.2	77.9	71.9	85.1	2	14	-2	9	
			55	Night Time	62.2	83.6	66.6	76.7	67.6	78.7	66.5	73.5	64.0	75.9	64.4	84.1	65.9	88.6	3	17	2	5	
15	Pali		Near M/s Maharaja Shree Umed Mills, Pali (Residential)	55	Day Time	63.9	74.4	62.4	68.7	92.1	68.8	68.1	74.9	68.6	68.8	53.9	62.9	54.5	64.6	-21	-6	1	3
				45	Night Time	56.2	81.6	61.8	66.2	65.5	64.6	59.7	65.6	57.2	77.9	47.1	67.3	51.4	65.6	-10	-16	9	-3
16			Nahar Bus Stand, Near Banguar college, Pali (Commercial)	65	Day Time	69.7	88.4	65.5	68.9	95.1	70.0	68.6	68.8	64.8	71.5	68.0	76.3	69.0	75.7	7	6	2	-1
				55	Night Time	64.1	70.3	71.6	68.6	67.2	64.7	57.2	77.9	67.1	73.1	55.0	81.1	63.0	95.1	-6	30	14	17
17		Govt. Bangur Hospital, Pali (Silence)	50	Day Time	48.7	66.6	51.9	67.3	65.3	67.4	68.6	77.7	72.9	74.5	62.8	73	56.3	76.2	-23	2	-10	4	
			40	Night Time	45.8	54.4	50.1	64.6	62.6	68.5	75.0	55.9	60.6	76.4	57.6	85.1	55.0	83.7	-9	10	-4	-2	

18	Bikaner	Kanta Khaturia Colony (Residential Zone)	55	Day Time	—	—	—	—	—	—	—	—	56.2	74.3	58.3	75.9	58.3	71.4	4	-4	0	-6	
			45	Night Time	—	—	—	—	—	—	—	—	—	53.1	75.1	56.7	77.9	52.7	76.7	-1	2	-7	-2
19		PBM Hospital (Silence Zone)	50	Day Time	—	—	—	—	—	—	—	—	60.4	77.3	68.5	83	64.9	69.7	7	-10	-5	-16	
			40	Night Time	—	—	—	—	—	—	—	—	54.5	80.7	61.9	88	69.3	72.9	27	-10	12	-17	
20		Junagarh, Bikaner (Commercial)	65	Day Time	74.6	78.4	70.7	76.2	71.6	77.3	71.8	72.9	73.3	76.5	70.2	75.3	75.1	0.0	2	0	7	0	
			55	Night Time	68.3	85.4	69.4	79.8	68.9	80.9	66.9	72.3	69.6	80.6	71.4	75.8	69.3	0.0	0	0	-3	0	
21		Jodhpur	Mahamandir, Jodhpur (Residential)	55	Day Time	73.6	78.2	66.7	80.4	64.8	77.3	63.1	65.6	65.4	76.5	67.7	77.7	65.5	79.0	0	3	-3	2
				45	Night Time	61.4	82.1	66.7	82.9	61.4	80.5	62.7	86.2	59.0	81.5	59.1	80.7	61.6	82.2	4	1	4	2
22			Sojati gate- (Commercial)	65	Day Time	—	—	—	—	—	—	—	—	63.9	71.2	72.0	74.7	71.1	76.0	11	7	-1	2
				55	Night Time	—	—	—	—	—	—	—	—	58.8	77.4	66.7	78.8	69.4	80.7	18	4	4	2
23			Shastri Nagar Police Station, Jodhpur (Commercial)	65	Day Time	69.4	71.0	65.7	81.7	65.5	76.7	65.3	66.1	63.8	75.3	74.7	78.3	64.2	71.7	1	-5	-14	-8
				55	Night Time	58.2	75.0	62.2	76.3	60.2	85.1	60.6	69.0	59.8	78.5	73.4	85.3	61.8	76.3	3	-3	-16	-11
24	Kota		M.B.S. Hospital, Kota (Silence)	50	Day Time	66.3	64.5	68.7	63.6	67.7	74.0	67.2	74.0	69.0	75.3	65.1	74.5	73.5	85.3	7	13	13	14
				40	Night Time	69.8	65.8	73.4	60.4	71.3	75.2	60.4	74.6	69.4	70.8	60.6	69.5	68.4	72.7	-1	3	13	5
25			Dadawada (Residential)	55	Day Time	57.4	67.7	54.8	69.9	57.6	64.7	54.2	64.1	49.6	65.1	60.6	71.9	64.5	73.8	30	13	6	3
				45	Night Time	45.4	72.0	63.5	69.8	50.6	68.9	48.9	61.4	49.5	71.2	52.7	74.7	49.0	76.1	-1	7	-7	2
26			Gumanpura (Commercial)	65	Day Time	67.2	79.3	68.5	82.5	71.1	80.2	70.3	76.9	68.4	81.1	69.6	84.2	73.6	87.0	8	7	6	3
				55	Night Time	64.3	75.5	63.5	82.0	65.9	89.4	66.9	76.5	62.9	75.4	63.9	84.3	68.7	84.4	9	12	8	0

27	Udaipur	Near Suraj Pole Gate, Udaipur (Commercial)	65	Day Time	77.8	87.9	80.7	72.0	77.7	83.2	76.2	79.3	70.3	75.5	70.3	75.8	72.0	77.1	2	2	2	2
			55	Night Time	73.3	83.5	76.2	83.2	65.9	83.5	65.3	70.6	64.8	79.0	71.0	73.6	65.4	73.5	1	-7	-8	0
28		M.B. Hospital, Udaipur (Silence)	50	Day Time	69.7	78.5	70.2	69.2	69.2	69.7	70.2	69.8	69.0	75.3	68.8	77.4	68.2	81.8	-1	9	-1	6
			40	Night Time	68.1	67.9	58.6	64.3	61.2	67.6	62.9	72.6	69.4	70.8	64.9	72.6	55.2	73.0	-20	3	-15	1
29		Amba Mata Scheme, Udaipur (Residential)	55	Day Time	66.6	72.1	77.3	76.6	67.6	78.9	71.1	72.5	65.8	79.7	67.7	73.6	71.8	86.6	9	9	6	18
			45	Night Time	59.1	75.0	61.8	72.0	70.7	77.9	67.7	72.9	55.0	77.3	65.9	76.2	56.8	84.7	3	10	-14	11
30	Alwar	Kala Kuan, Alwar (Residential)	55	Day Time	66.2	79.9	65.5	76.3	65.7	85.3	51.7	78.4	57.4	72.9	61.5	79	57.2	73.3	0	1	-7	-7
			45	Night Time	53.3	66.0	53.0	46.9	55.1	94.8	50.4	76.2	47.5	77.3	50.6	71.5	50.1	68.4	6	-11	-1	-4
31		Hope Circus, Alwar (Commercial)	65	Day Time	—	—	—	—	—	—	—	—	74.9	80.8	71.6	86	66.0	75.6	-12	-6	-8	-12
			55	Night Time	—	—	—	—	—	—	—	—	—	54.4	79.7	62.7	76.3	74.4	75.8	37	-5	19
32		General Hospital, Alwar (Silence)	50	Day Time	57.6	76.3	61.0	67.9	61.1	72.6	64.1	74.8	56.4	68.0	62.6	70.6	59.5	78.0	5	15	-5	10
			40	Night Time	55.6	69.6	58.3	67.6	60.3	48.9	52.1	45.6	52.2	56.4	56.4	66.3	61.1	65.7	17	16	8	-1
33	Bhiwadi	Ashiana Garden Society, Bhiwadi (Residential)	55	Day Time	58.2	81.1	57.8	81.8	63.5	79.4	64.3	71.8	67.2	77.9	61.7	72.6	66.4	78.1	-1	0	8	8
			45	Night Time	49.8	73.5	55.5	82.2	48.6	58.4	54.5	52.5	56.5	69.2	55.9	70.2	51.4	61.9	-9	-11	-8	-12
34		Central Market, Bhiwadi (Commercial)	65	Day Time	—	—	—	—	—	—	—	—	71.0	80.7	75.5	81	76.8	88.0	8	9	2	9
			55	Night Time	—	—	—	—	—	—	—	—	—	68.1	81.6	70.0	75.9	58.2	66.1	-14	-19	-17
35		Star Hospital, Bhiwadi (Silent)	50	Day Time	71.4	78.2	63.2	75.9	61.0	73.6	58.3	68.5	61.9	75.8	60.0	75.4	62.2	72.7	1	-4	4	-4
			40	Night Time	68.3	69.3	57.6	68.8	54.8	69.2	55.0	66.1	53.9	70.0	57.8	69.2	61.2	68.9	14	-2	6	0

36	Sikar	Near Hotel Fortune Blue, Piprali Road, Sikar (Commercial)	65	Day Time	—	—	—	—	—	—	—	74.7	75.2	72.5	75	75.1	80.8	1	8	4	8	
			55	Night Time	—	—	—	—	—	—	—	—	69.9	71.7	67.4	75.6	66.1	83.4	-5	16	-2	10
37		Shivsinghpura Housing Board, Nawalgarh Road, Sikar (Residential)	55	Day Time	62.6	68.6	58.9	72.3	60.2	72.7	53.6	57.5	56.6	66.3	57.4	69.1	60.4	68.7	7	4	5	-1
			45	Night Time	50.9	61.5	47.3	66.0	56.6	66.5	45.2	51.5	49.7	61.8	48.3	68.9	58.1	62.9	17	2	20	-9
38	Chittorgarh	Public Park, Chittorgarh (Commercial)	65	Day Time	66.5	75.7	66.3	78.2	63.4	76.1	61.3	61.6	63.3	73.7	66.9	79.9	64.0	76.7	1	4	-4	-4
			55	Night Time	62.9	79.2	68.6	83.8	60.6	79.3	56.6	64.3	55.1	77.1	59.5	84.2	68.0	80.2	23	4	14	-5
39		District Hospital (Silence zone)	50	Day Time	—	—	—	—	—	—	—	69.9	68.4	55.1	69.7	51.6	69.8	-26	2	-6	0	
			40	Night Time	—	—	—	—	—	—	—	—	54.3	68.4	50.8	72.3	53.7	69.7	-1	2	6	-4
40		Near Home Guard Office, Kumbha Nagar, Chittorgarh (Residential)	55	Day Time	67.3	84.6	67.9	79.0	61.4	79.4	66.4	70.2	63.3	73.7	62.2	69.2	63.3	84.5	0	15	2	22
			45	Night Time	61.6	82.1	58.1	87.9	56.6	82.0	55.2	69.2	55.1	77.1	55.4	89.4	56.8	83.7	3	9	2	-6
41		Bharatpur	RBM Hospital (Silence Zone)	50	Day Time	—	—	—	—	—	—	—	59.9	66.0	66.6	70.6	61.5	74.4	3	13	-8	5
				40	Night Time	—	—	—	—	—	—	—	—	55.9	57.7	52.0	59.7	63.5	67.3	14	17	22
42	Khadi Gramoday Samiti, Heeradas (Commercial Area)		65	Day Time	—	—	—	—	—	—	—	71.6	78.2	70.6	81.8	62.5	78.0	-13	0	-12	-5	
			55	Night Time	—	—	—	—	—	—	—	—	64.5	60.9	67.0	62.2	58.2	66.0	-10	8	-13	6
43	Regional Office, RSPCB, Bharatpur (Residential)		55	Day Time	—	—	65.3	69.9	61.6	71.0	63.0	66.2	59.0	67.2	59.4	70.2	55.4	66.1	-6	-2	-7	-6
			45	Night Time	—	—	62.5	71.3	57.8	69.5	57.1	64.5	56.2	57.3	55.0	63.3	53.6	57.0	-5	-1	-3	-10

44	Balotra	Bell Tower, Near 1st Railway Crossing (Commercial)	65	Day Time	—	—	—	—	—	—	—	—	74.9	78.3	90.3	78.9	74.1	76.9	-1	-2	-18	-3
			55	Night Time	—	—	—	—	—	—	—	—	67.8	82.6	67.2	87.1	68.6	76.4	1	-8	2	-12
45		Jeetmal Harish Kumar Upper Primary School no. 2 (Silence zone)	50	Day Time	—	—	—	—	—	—	—	54.6	70.0	52.6	71.2	60.5	72.9	11	4	15	2	
			40	Night Time	—	—	—	—	—	—	—	—	52.8	77.9	47.1	76.4	51.9	86.6	-2	11	10	13
46		RO Office, Balotra (Residential)	55	Day Time	—	—	—	—	—	—	—	—	—	—	53.9	62.3	55	55	-	-	2	-12
			45	Night Time	—	—	—	—	—	—	—	—	—	—	46.8	60.7	48.0	60.2	-	-	3	-1
47	Hanumangarh	Regional office Hanumangarh (Residential)	55	Day Time	—	—	—	—	—	—	—	—	57.9	64.4	62.2	88.1	66.5	76.7	15	19	7	-13
			45	Night Time	—	—	—	—	—	—	—	—	41.5	49.5	49.4	89.1	62.3	70.6	50	43	26	-21
48	Sirohi	Bus Stand (Commercial Zone)	65	Day Time	—	—	—	—	—	—	—	—	68.1	74.9	63.5	64.5	59.1	67.9	-13	-9	-7	5
			55	Night Time	—	—	—	—	—	—	—	—	59.7	65.6	56.9	65	62.9	74.2	5	13	11	14
49	Sawai Madhopur	Regional Office, RSPCB,Swai Madhopur (Residential)	55	Day Time	—	—	—	—	—	—	—	—	59.1	69.1	59.0	80.2	64.7	67.8	10	-2	10	-16
			45	Night Time	—	—	—	—	—	—	—	—	57.6	64.8	51.7	68.5	52.0	63.0	-10	-3	0	-8
50	Rajsamand	J.K. Circle (Residential)	55	Day Time	—	—	—	—	—	—	—	—	58.8	70.4	60.5	79.3	53.3	81.5	-9	16	-12	3
			45	Night Time	—	—	—	—	—	—	—	—	55.0	67.7	59.1	76.3	48.0	78.3	-13	16	-19	3
51	Jhunjhunu	Hawai Patti Circle, Near Housing Board, Jhunjhunu (Residential)	55	Day Time	—	—	—	—	—	—	—	—	65.5	58.8	59.3	67.4	64.1	71.7	-2	22	8	6
			45	Night Time	—	—	—	—	—	—	—	—	65.0	54.6	55.5	68.2	60.6	67.9	-7	24	9	0
52	Nagaur	Kumhari darwaza road, Staff Colony, near Manasar Circle, Nagaur (Residential)	55	Day Time	—	—	—	—	—	—	—	—	57.5	69.4	70.4	71	60.7	80.8	6	16	-14	14
			45	Night Time	—	—	—	—	—	—	—	—	45.5	69.7	61.3	88.2	54.4	97.0	20	39	-11	10

53	Bundi	New Colony (Residential Area)	55	Day Time	—	—	—	—	—	—	—	—	56.6	81.4	65.7	83.3	60.4	80.8	7	-1	-8	-3
			45	Night Time	—	—	—	—	—	—	—	—	—	52.1	85.0	50.9	70.2	58.7	64.9	13	-24	15
54	Banswara	Housing Board Colony, Nr. Rara Avis Hotel, Pratap Circle (Residential Zone)	55	Day Time	—	—	—	—	—	—	—	—	59.6	70.8	55.3	66.3	59.5	73.1	0	3	8	10
			45	Night Time	—	—	—	—	—	—	—	—	—	56.0	72.5	51.5	70	56.8	65.5	1	-10	10
55	Jhalawar	Bus Stand, Jhalawar (Commercial)	65	Day Time	—	—	—	—	—	—	—	—	69.7	79.5	67.7	76	71.2	89.3	2	12	5	17
			55	Night Time	—	—	—	—	—	—	—	—	—	70.9	48.9	59.7	60	59.5	82.4	-16	69	0
56	Jaisalmer	Near collectrate (Commercial)	65	Day Time	—	—	—	—	—	—	—	—	65.2	79.3	66.5	72.9	66.4	74.1	2	-7	0	2
			55	Night Time	—	—	—	—	—	—	—	—	—	51.8	68.0	53.7	65.3	50.8	70.0	-2	3	-5
																		Max.	50	69	26	37
																		Min.	-26	-24	-19	-21